




HONDA **NS 125 F G**



PARTS CATALOGUE
CATALOGUE DE PIECES
TEILE-KATALOG
CATALOGO RICAMBI

1

INDICE	INDEX	INDEX	INDEX	
PREMESSA INDICE	VORWORT INHAITSVERZEICHNIS	AVANT-PROPOS INDEX	FOREWORD INDEX	1
PARTE MOTORE	MOTORGRUPPE	GROUPE MOTEUR	ENGINE GROUP	2
PARTE TELAIO	RAHMENGRUPPE	GROUPE CADRE	FRAME GROUP	3
INDICE NUMERI	VERZEICHNIS DER TEIL-NUMMERN	INDEX DES NUMEROS	PART NUMBER INDEX	4
INDICE NOME PARTI	VERZEICHNIS DER TEIL-BEZEICHNUNGEN	INDEX DES DENOMINATIONS	PART NAME INDEX	5

B 1



NS125Fg(FD)

CONTENTS

	Address No.
● Model photograph	B 1
● Instruction for use of parts catalogue.....	B 3
I . How to order parts	B 3
II . How to read this parts catalogue.....	B 3
III. How to use the flat rate time (F.R.T.).....	B 7
● Engine group contents	B 9
● Frame group contents	B 11
● Engine group	C 1
● Frame group	E 1
● Part No. index	I 1
● Part name index	J 1

TABLE DES MATIERES

	N° de Adresse
● Photographie de modèle	B 1
● Instructions d'utilisation du catalogue de pièces détachées.....	B 3
I . Comment commander les pièces détachées.....	B 3
II . Comment interpréter ce catalogue de pièces détachées.....	B 3
III. Emploi de la durée uniforme de temps de réparation (T.D.R.).....	B 7
● Table des matières du groupe moteur.....	B 9
● Table des matières du groupe cadre.....	B 11
● Groupe moteur.....	C 1
● Groupe cadre.....	E 1
● Index de N° de pièces	I 1
● Index des denominations de pièces.....	J 1

INHALT

	Adresse- Nr.
● Modelle-Photographie	B 1
● Verwendung dem Teile-Katalog	B 3
I . Bestellung von Teilen.....	B 3
II . Handhabung des Teile-Katalog.....	B 3
III. Anwendung der Arbeitszeit-Paushale (AP).....	B 7
● Inhalt der Motorgruppe	B 9
● Inhalt der Rahmengruppe	B 11
● Motorgruppe	C 1
● Rahmengruppe	E 1
● Teilenummer-Index	I 1
● Verzeichnis der teil Bezeichnungen.....	J 1

INDICE

	Indirizzo No.
● Fotografia del modello	B 1
● Istruzioni per l'uso del catalogo ricambi.....	B 3
I . Come ordinare le parti	B 3
II . Come leggere il catalogo	B 3
III. Calcolo del tempo della manodopera (C.T.M.).....	B 7
● Indice parte motore.....	B 9
● Indice parte telaio	B 11
● Parte motore	C 1
● Parte telaio	E 1
● Indice numeri	I 1
● Indice nome parti.....	J 1

B 4

3. Abbreviations

The following abbreviations are used in this parts catalogue.

ASSY. Assembly	MPH Miles per hour
COMP. Complete	L (100L) Link (100Links)
R. Right	A.C. Alternating current
L. Left	D.C. Direct current
STD. Standard	IN. Inlet
MM Millimeter	EX. Exhaust
G Gram	FR. Front
T (22T) Tooth (22Teeth)	RR. Rear
A Ampere	HEX. Hexagonal
V Volt	A.M. Attaching mark
W Watt	T.M. Transcript mark
KPH Kilometers per hour	C.D.I. Capacitive discharge ignition
L.E.D. Light emitted diode	

4. Dimensions

All dimensions are given in millimeters (mm) except in the case of steel balls, tires and tire tubes.

Parts	Example	Interpretation
Bolt (Screw)	6×12	6mm diameter, 12mm length
Pin	8×14	8mm diameter, 14mm length
O-Ring	9.5×1.6	9.5mm diameter, 1.6mm thickness
Oil seal	14×24×5	14mm inside diameter, 24mm outside diameter, 5mm thickness
Tube	5×130	5mm inside diameter, 130mm length

5. Supersedence of parts

Part numbers given under the part name in the "Description" column indicate that the part number has been superseded by that part number. HONDA may make such supersedence without notice.

6. Assemblies

Sections framed with broken lines in the exploded view drawings are available as complete assemblies. (Their individual parts can also be obtained.)

7. Required quantity

The number given in the "Reqd. No." column indicates the quantity of parts used in the section described in that block.

Parts with quantities in () represent parts for local purchase.

Part whose required number is "N", is part whose required number can be selected at need.

Parts whose reference No. is proceeded by "*" is part that can not be ordered HONDA PARTS DIVISION. (JAPAN)

8. Part modifications and applicable serial numbers

In cases where a part has been modified, the serial number of the first vehicle (or frame, engine, carburetor) bearing the modification is listed in the "Serial No." column.

9. Illustration

Illustration of parts given in parts catalogue diagrams are provided for convenience in identifying parts and may differ from the actual configuration of parts.

B 5

10. Models, area codes and applicable serial numbers

Models, area codes and applicable serial Nos. given in this parts catalogue can be identified as follows.

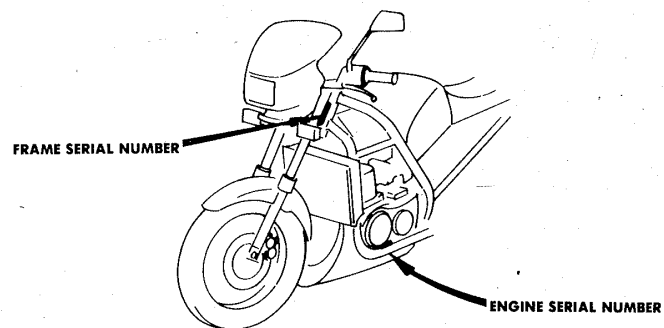
Parts with area codes are exclusive for models destined for countries designated.

If no area codes are listed, parts are for common use.

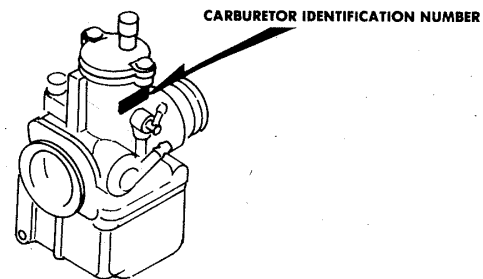
Model	Area code	Type	Applicable engine serial No.	Applicable frame serial No.	Applicable carburetor identification No.
NS125Fg	E	England			
	SW	Switzerland			
	SD	Sweden			
	FI	Finland			

* Of carburetor identification numbers, only the portions underlined in the example below are used for registration.

11. Location of stamped serial number



BKR1-0A



BKR1-0B

B 6

12. Selection table for lock or blank key

Refer to the following selection table to select the lock or blank key.

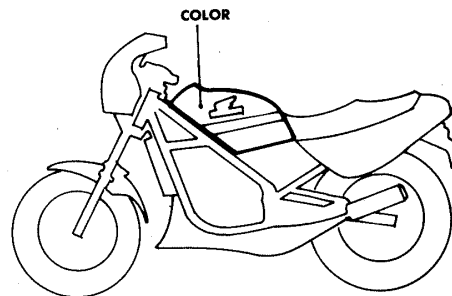
Type	Key No.
TYPE 1	A** , B**
TYPE 2	C** , D**

*: 0, 1, 2, 3, 4, 5, 6, 7, 8 or 9

13. Color chart

When ordering the colored part, select its proper part number by the color label and the following table.

MODEL	COLOR CODE	NS125Fg		
		NH-119M-U	PB-162	
Name of colored parts		NH-119K	PB162A	
TANK SET, FUEL			PB-162	
COVER, R. SIDE		NH-119M-U	NH-138	
COVER, L. SIDE				
COVER, R. RR. SIDE				
COVER, L. RR. SIDE				
COWL COMP., FR.				
BODY, COWL				
COWL, UNDER				
COWL, SINGLE SEAT				
FENDER COMP., FR.	R-110			NH-138
LEVER ASSY., FUEL COCK				PB-162
COVER, RR.				
GRIP, R. SIDE	NH-1	PB-162		
GRIP, L. SIDE		NH-132M	NH-132M	
BODY COMP., FRAME				
FORK ASSY., RR.				
SEAT ASSY., DOUBLE				
BELT COMP., SEAT				
SEAT COMP., BACK				
STRIPE, R. FUEL TANK				
STRIPE, L. FUEL TANK				
STRIPE, R. SIDE COVER				
STRIPE, L. SIDE COVER				
STRIPE A, R. RR. SIDE COVER		R-52L	B-43L	
STRIPE A, L. RR. SIDE COVER				
STRIPE B, R. RR. SIDE COVER				
STRIPE B, L. RR. SIDE COVER				
STRIPE, R. UNDER COWL				
STRIPE, L. UNDER COWL				
EMBLEM, R. FUEL TANK	TYPE 1			TYPE 2
EMBLEM, L. FUEL TANK	TYPE 2			TYPE 3
EMBLEM, RR. SIDE COVER				TYPE 1
MARK, FUEL COCK				
MARK, ACCESSORIES & LOADING CAUTION	NH-0	NH-0		
MARK, DRIVE CAUTION				



III. How to use the flat rate time (F.R.T.)

This F.R.T. (Flat Rate Time) is used to determine the standard labor time allowed for replacement of parts covered by the warranty during the period the warranty is in effect. The F.R.T. for those parts which are not listed herein should be determined from the operation closely related to the replacement of that part.

1. The F.R.T. is based on the following servicing conditions

- a. A liberal allowance is added to the net servicing time.
- b. Standard times specified are based on the condition that the necessary servicing tools listed in the service manual (motorcycle) which describes the HONDA service policy are available close at hand and the work performed by a mechanic with normal skill.
- c. Time required for inspection and operational test following the servicing is included in the F.R.T.

2. Method of computing

The job times are listed in tenth of an hour to simplify computation.

- (Example) 0.3 = 18 minutes
 5.6 = 5 hours and 36 minutes

CONVERSION CHART			
Hours	Minutes	Hours	Minutes
0.1	6	0.6	36
0.2	12	0.7	42
0.3	18	0.8	48
0.4	24	0.9	54
0.5	30	1.0	60

3. Computing the F.R.T.

When several jobs are performed at the same time, make the calculation in the following manner.

a. Jobs of non duplicated nature

The F.R.T. for the job is obtained by totalling the F.R.T. for each part replaced.
 (Example) Replacement of cylinder and clutch spring.

Service item	F.R.T.
Cylinder	1.9
Clutch spring	1.0

The F.R.T. for the job is: $1.9+1.0=2.9$

b. Jobs of duplicated nature

Take the F.R.T. for the last part to be replaced.

(Example) Replacement of piston and cylinder head gasket.

Service item	F.R.T.
Cylinder head gasket	0.5
Piston	1.5

The F.R.T. for the job is: 1.5

c. Jobs of partially related nature

Total up the F.R.T. for all of the parts replaced and then subtract the F.R.T. for the duplicated operation.

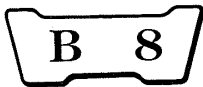
(Example) Replacement of gearshift drum and crankshaft assembly.

Service item	F.R.T.
Gearshift drum	*4.1
Crankshaft	*4.3
Crankcase disassembly	*3.1

The F.R.T. for the job is: $(4.1+4.3)-3.1=5.3$

Crankcase disassembly is the duplicated operations.

- The F.R.T. shown with (*) includes engine removal and installation.



4. Operations other than replacing parts

a. Removal and installation

No.	Service item	F.R.T.
1	Engine	1.5
2	Cylinder head	0.5
3	Carburetor	0.4

b. Adjustment, measurement and cleaning

Engine

No.	Service item	F.R.T.
1	Mission oil-inspection (excluding oil change)	0.1
2	Cleaner element-cleaning	0.2
3	Compression-pressure measurement	0.1
4	Spark plug-adjustment and cleaning	0.1
5	Ignition timing-inspection	0.2
6	Throttle operation-adjustment	0.1
7	Carburetor idle-adjustment	0.1
8	Carburetor-float level measurement	0.5
9	Clutch-adjustment	0.1
10	Oil strainer-cleaning	0.3
11	Oil pump air bleed	0.2

Frame

No.	Service item	F.R.T.
1	Front brake-air bleeding	0.2
2	Rear brake-adjustment	0.1
3	Brake-operation test	0.1
4	Headlight-aimings	0.1
5	Drive chain (includes tension adjustment however, does not include sprocket)	0.1

c. Overhaul

No.	Service item	F.R.T.
1	Carburetor	0.6

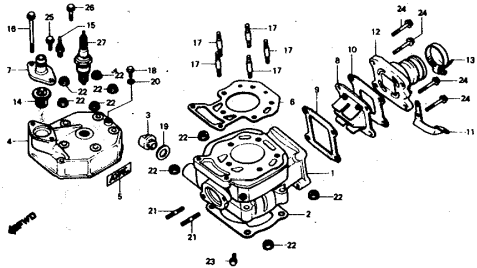
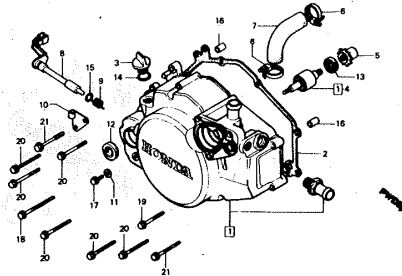
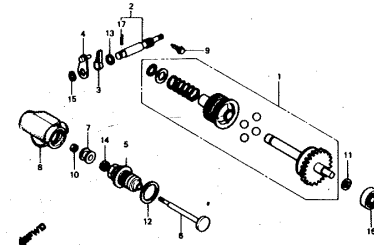
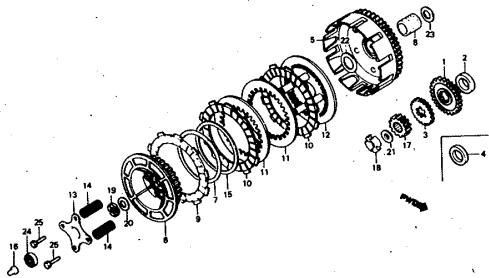
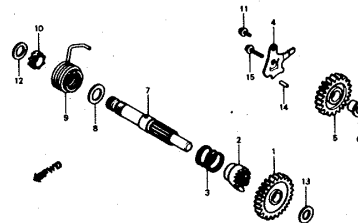
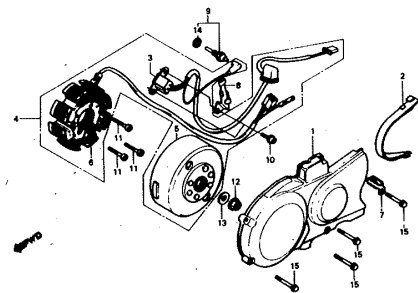
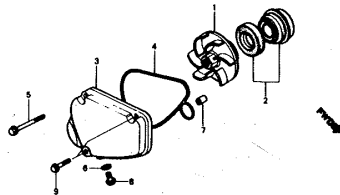
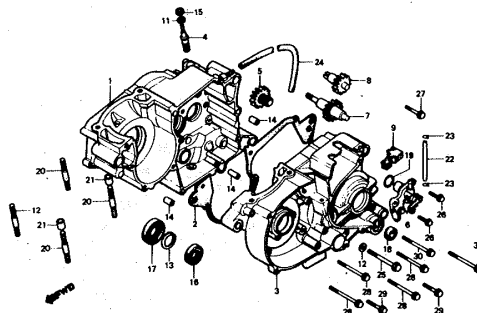
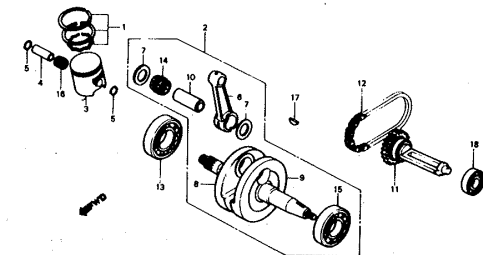
January 20, 1986

HONDA MOTOR CO., LTD.

B 9

ENGINE GROUP GROUPE MOTEUR MOTORGRUPPE PARTE MOTORE

- Ref. No. on the index illustration may be different from that in the text.
- Le n° de réf. indiqué dans l'illustration d'index peut être différent de celui utilisé dans le texte.
- Die in den Illustrationen zum Inhaltverzeichnis angegebenen Bezugs-Nr. können von den im Textteil verwandten Bezugs-Nr. abweichen.
- Il numero di riferimento indicato nell'illustrazione potrebbe differire da quello utilizzato nel testo.

C 1**E-1****C 4****E-2****C 6****E-3****C 8****E-4****C 10****E-5****C 12****E-6****C 14****E-7****C 15****E-8****D 2****E-9****1**

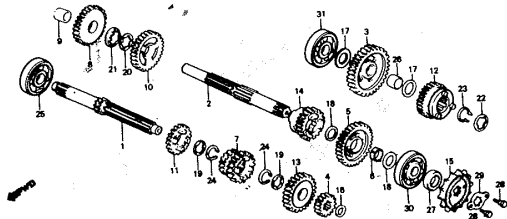
B 10

ENGINE GROUP GROUPE MOTEUR MOTORGRUPPE PARTE MOTORE

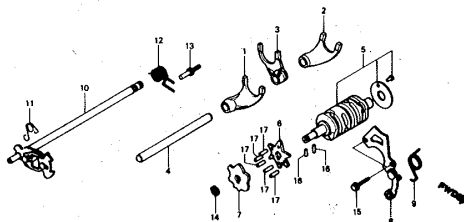
- Ref. No. on the index illustration may be different from that in the text.
- Le n° de réf. indiqué dans l'illustration d'index peut être différent de celui utilisé dans le texte.
- Die in den Illustrierungen zum Inhaltverzeichnis angegebenen Bezugs-Nr. können von den im Textteil verwandten Bezugs-Nr. abweichen.
- Il numero di riferimento indicato nell'illustrazione potrebbe differire da quello utilizzato nel testo.

1**D 4**

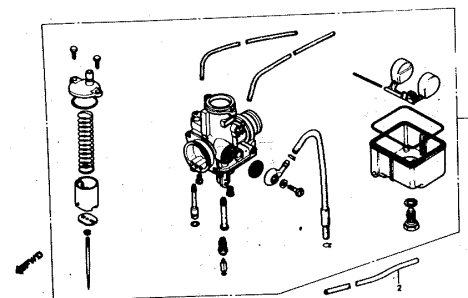
E-10

**D 7**

E-11

**D 9**

E-12



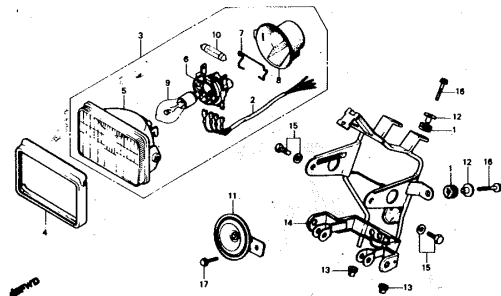
B 11

FRAME GROUP GROUPE CADRE RAHMENGRUPPE PARTE TELAIO

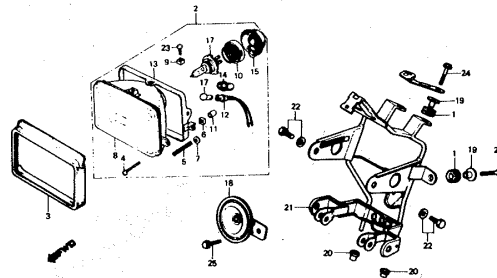
- Ref. No. on the index illustration may be different from that in the text.
- Le n° de réf. indiqué dans l'illustration d'index peut être différent de celui utilisé dans le texte.
- Die in den Illustrationen zum Inhaltverzeichnis angegebenen Bezugs-Nr. können von den im Textteil verwandten Bezugs-Nr. abweichen.
- Il numero di riferimento indicato nell'illustrazione potrebbe differire da quello utilizzato nel testo.

E 1

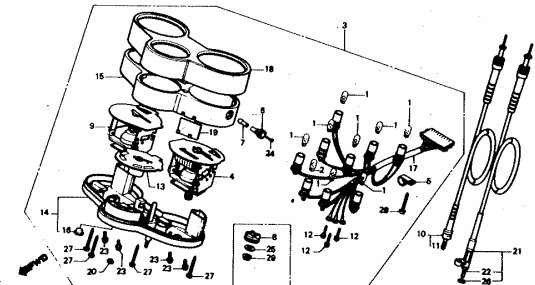
F-1

**E 3**

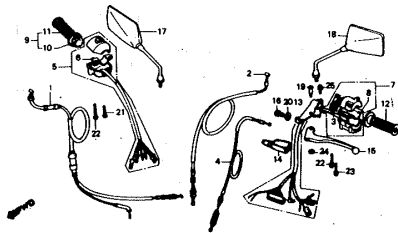
F-1-1

**E 5**

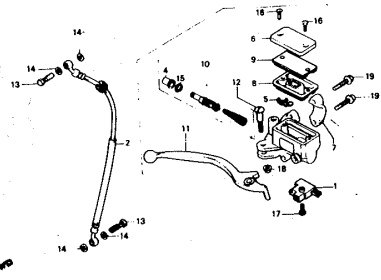
F-2

**E 8**

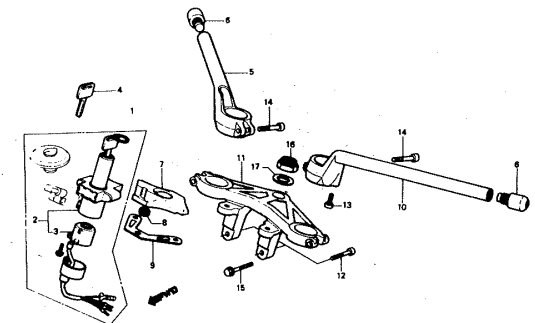
F-3

**E 10**

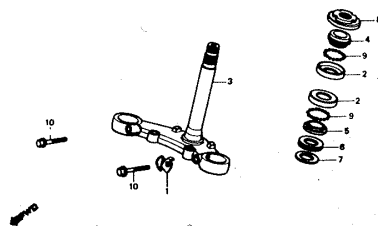
F-4

**E 12**

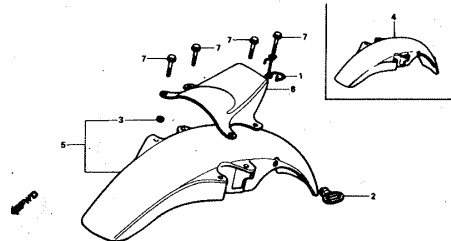
F-5

**E 14**

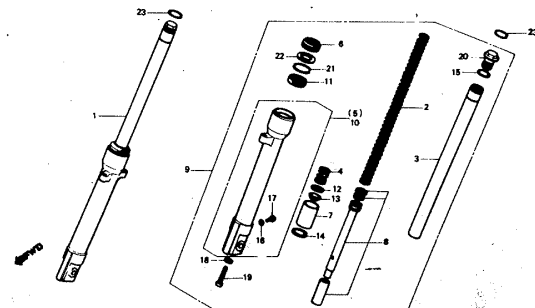
F-6

**E 15**

F-7

**E 16**

F-8

**1**

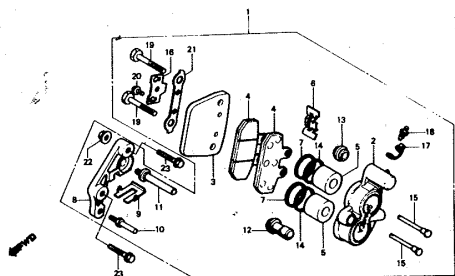
B 12

FRAME GROUP GROUPE CADRE RAHMENGRUPPE PARTE TELAIO

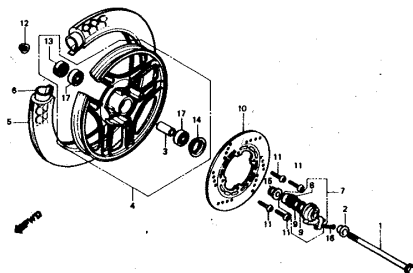
- Ref. No. on the index illustration may be different from that in the text.
- Le n° de réf. indiqué dans l'illustration d'index peut être différent de celui utilisé dans le texte.
- Die in den Illustrationen zum Inhaltsverzeichnis angegebenen Bezugs-Nr. können von den im Textteil verwandten Bezugs-Nr. abweichen.
- Il numero di riferimento indicato nell'illustrazione potrebbe differire da quello utilizzato nel testo.

F 2

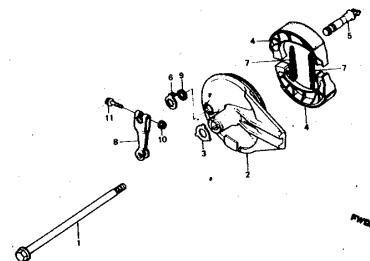
F-9

**F 4**

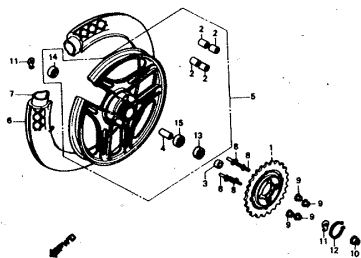
F-10

**F 6**

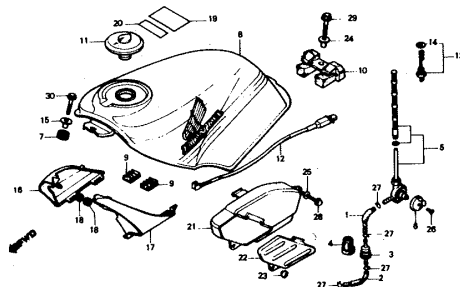
F-11

**F 7**

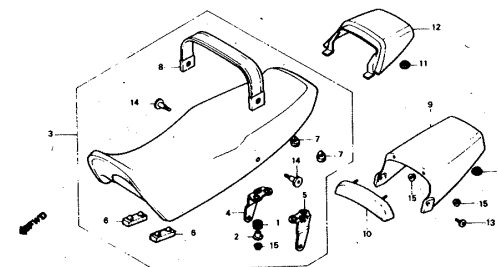
F-12

**F 9**

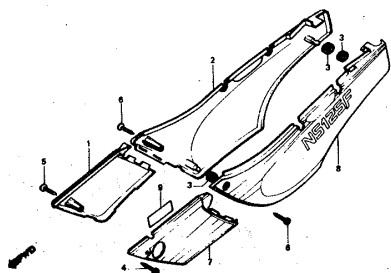
F-13

**F 12**

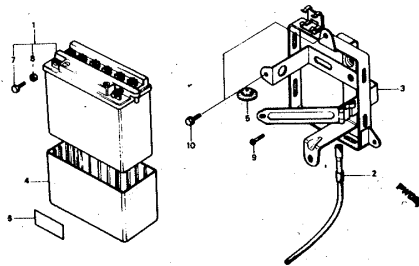
F-14

**F 14**

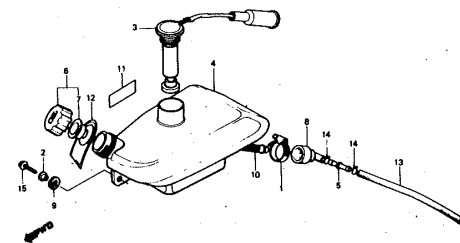
F-15

**F 16**

F-16

**G 1**

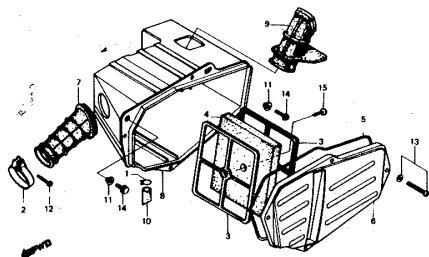
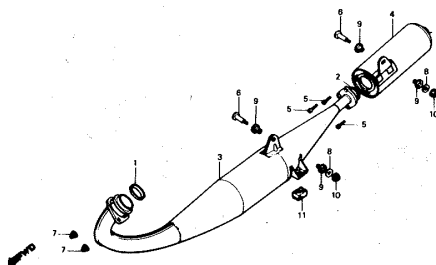
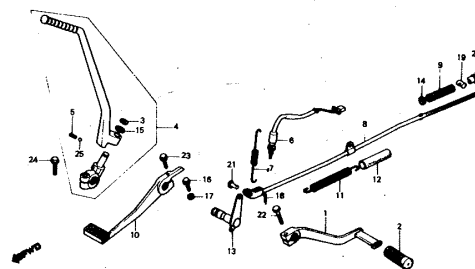
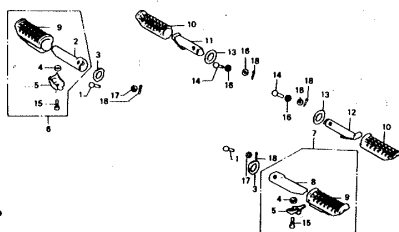
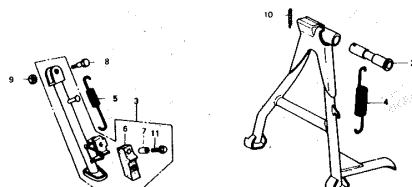
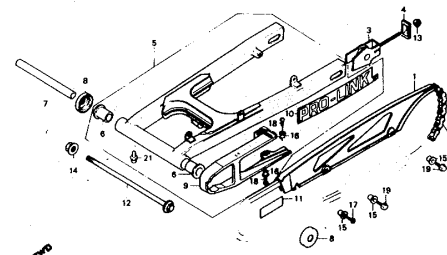
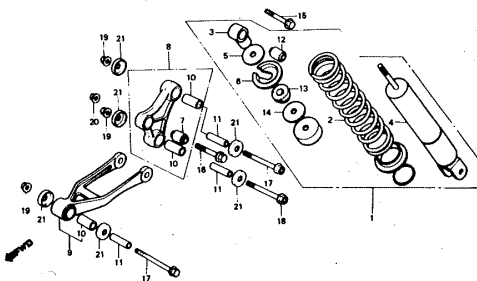
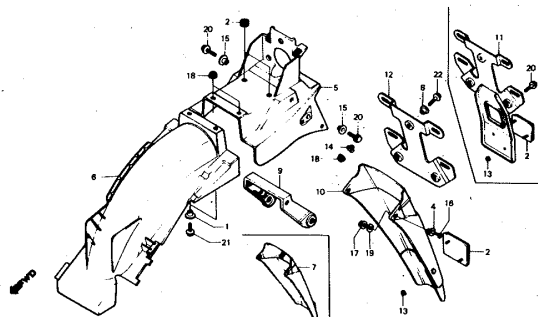
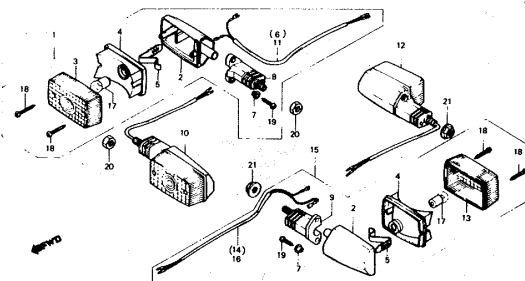
F-17



B 13

FRAME GROUP GROUPE CADRE RAHMENGRUPPE PARTE TELAIO

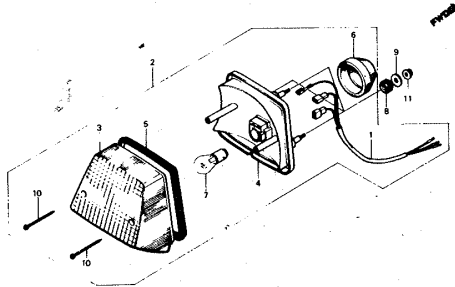
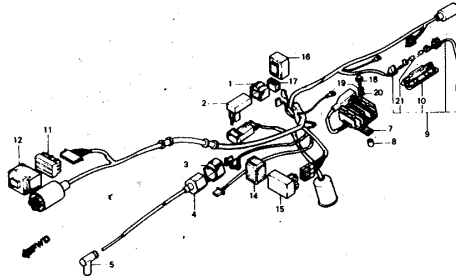
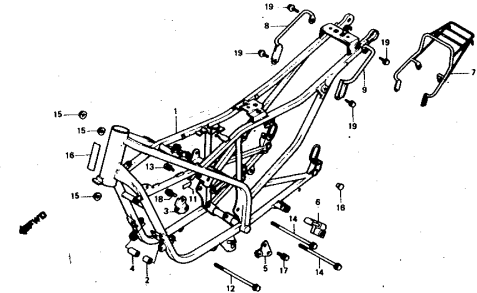
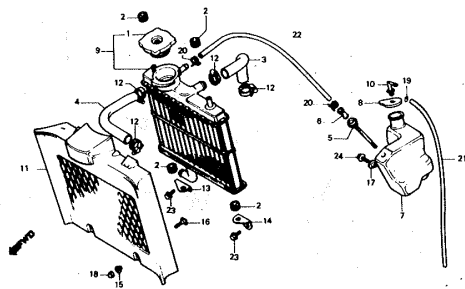
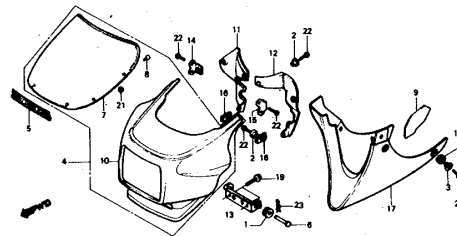
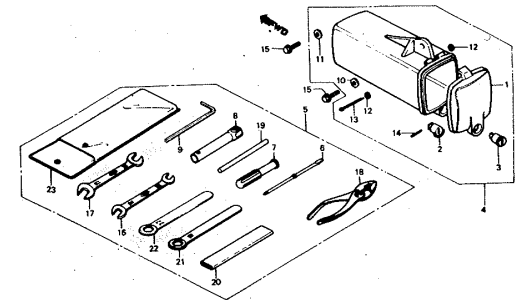
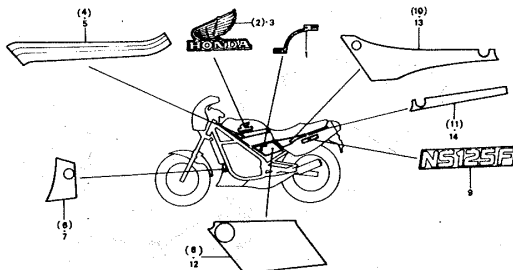
- Ref. No. on the index illustration may be different from that in the text.
- Le n° de réf. indiqué dans l'illustration d'index peut être différent de celui utilisé dans le texte.
- Die in den Illustrationen zum Inhaltverzeichnis angegebenen Bezugs-Nr. können von den im Textteil verwandten Bezugs-Nr. abweichen.
- Il numero di riferimento indicato nell'illustrazione potrebbe differire da quello utilizzato nel testo.

G 2**F-18****G 3****F-19****G 4****F-20****G 6****F-21****G 8****F-22****G 9****F-23****G 11****F-24****G 13****F-25****G 15****F-26****1**

B 14

FRAME GROUP GROUPE CADRE RAHMENGRUPPE PARTE TELAIO

- Ref. No. on the index-illustration may be different from that in the text.
- Le n° de réf. indiqué dans l'illustration d'index peut être différent de celui utilisé dans le texte.
- Die in den Illustrierungen zum Inhaltverzeichnis angegebenen Bezugs-Nr. können von den im Textteil verwandten Bezugs-Nr. abweichen.
- Il numero di riferimento indicato nell'illustrazione potrebbe differire da quello utilizzato nel testo.

H 2**F-27****H 3****F-28****H 6****F-29****H 8****F-30****H 10****F-31****H 12****F-32****H 14****F-33****1**

C 1

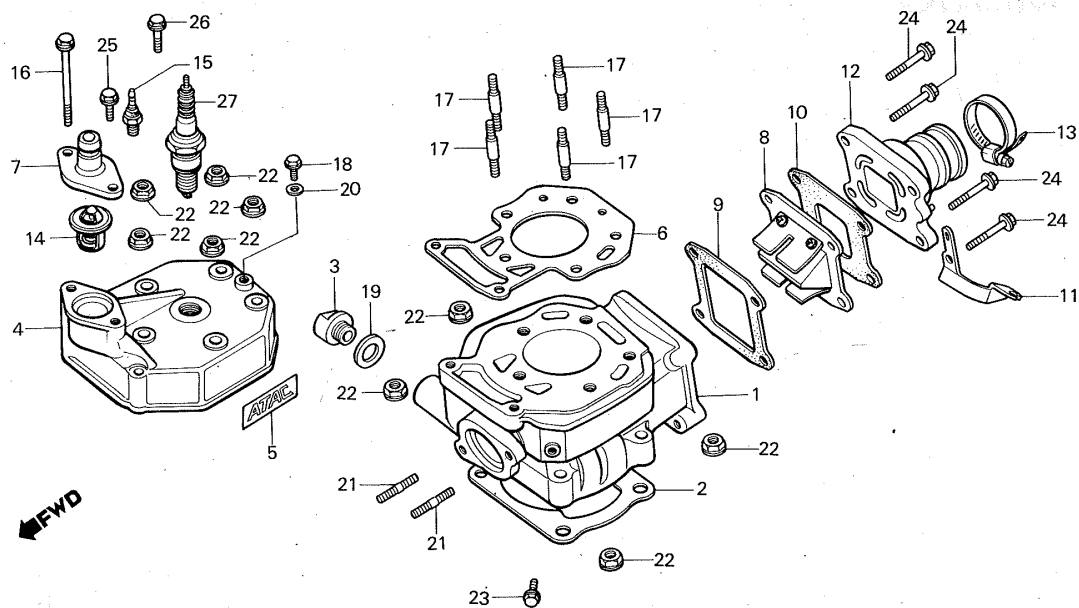
E-1

Cylinder • Cylinder head

Cylindre • Culasse

Zylinder • Zylinderkopf

Cilindro • Testata



BKR1-1

Service item	F.R.T.	Ref. No.	Part No.	Description	Reqd. No. NS125F 6	Serial No.	Area code
CYLINDER COMP.	1.9	* 1	12110-KR1-650	CYLINDER COMP. (A)	(1)	-----	SW
GASKET, CYLINDER	1.3	*	12110-KR1-760	CYLINDER COMP. (A)	(1)	-----	FI,SD
HEAD, CYLINDER	0.6	*	12120-KR1-650	CYLINDER COMP. (B)	(1)	-----	SW
GASKET, CYLINDER HEAD	0.5	*	12120-KR1-760	CYLINDER COMP. (B)	(1)	-----	E,FI,SD
• THERMOSTAT ASSY.		*	12130-KR1-650	CYLINDER COMP. (C)	(1)	-----	SW
• COVER, THERMOSTAT	0.4	*	12130-KR1-760	CYLINDER COMP. (C)	(1)	-----	E,FI,SD
• VALVE COMP., REED		2	12191-KR1-761	GASKET, CYLINDER	1	-----	E
• INSULATOR, CARBURETOR	0.3	* 3	12195-KR1-600	CAP, ATAC	(1)	-----	SW
• SENDING UNIT, WATER		*	12195-KR1-650	CAP, 22MM	(1)	-----	SW
TEMPERATURE		* 4	12200-KR1-760	HEAD, CYLINDER	(1)	-----	
• BOLT, STUD, 8X19		* 5	12207-KR1-760	EMBLEM, CYLINDER HEAD	(2)	-----	FI,SD
(ADD 0.1 FOR EACH.)							
		6	12251-KR1-760	GASKET, CYLINDER HEAD	1	-----	
		* 7	12304-KR1-760	COVER, THERMOSTAT	(1)	-----	
		* 8	14100-KR1-760	VALVE COMP., REED	(1)	-----	
		9	14132-KR1-761	GASKET A, REED VALVE	1	-----	
		10	14133-KR1-761	GASKET B, REED VALVE	1	-----	
		* 11	15151-KR1-760	RECEIVER, OIL PUMP CABLE	(1)	-----	

Selection table of piston and cylinder

		Cylinder 560		
		12110-KR1-651	12120-KR1-651	12130-KR1-651
Piston 560	White	+0.015 ~+0.010	+0.010 ~+0.005	+0.005 ~ 0
	13110-KR1-760	White	-0.025~ -0.030	o
13120-KR1-760	Blue	-0.030~ -0.035	o	
13130-KR1-760	Orange	-0.035~ -0.040		o

C 2

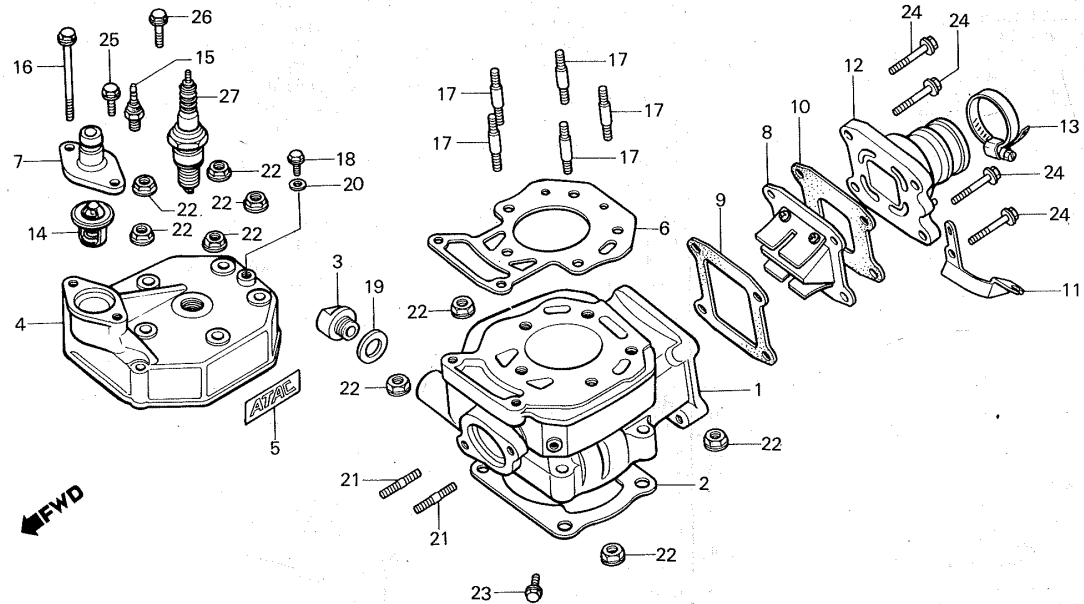
E-1

Cylinder • Cylinder head

Cylindre • Culasse

Zylinder • Zylinderkopf

Cilindro • Testata



BKR1-1

Service item	F.R.T.	Ref. No.	Part No.	Description	Reqd. No. NS125F 6	Serial No.	Area code
		*12	16211-KR1-760	INSULATOR, CARBURETOR	(1)	-----	E,SW
		13	16213-KR1-600	BAND, INSULATOR	(1)	-----	FI,SD
		*14	16213-KR1-760	BAND, INSULATOR	(1)	-----	
		14	19300-KE1-003	THERMOSTAT ASSY.	1		
		15	37750-PC1-004	SENDING UNIT, WATER TEMPERATURE	1		
		16	90002-KR1-760	BOLT, FLANGE, 6X85	1		
		17	90021-KR1-760	BOLT, CYLINDER HEAD STUD	5		
		18	90022-KR1-760	BOLT, ATAC SPINDLE STOPPER	1		
		19	90462-KM7-700	WASHER, SEALING, 22.2MM	1	-----	E,SW
		20	90478-700-000	WASHER A, 6MM	1		
		21	92900-08019-08	BOLT, STUD, 8X19	2		
		22	94050-08000	NUT, FLANGE, 8MM	9		
		23	95700-06012-07	BOLT, FLANGE, 6X12	1		
		24	95701-06028-07	BOLT, FLANGE, 6X28	4		
		25	96000-06018-07	BOLT, FLANGE, 6X18	1		
		26	96000-06040-07	BOLT, FLANGE, 6X40	1		

C 3

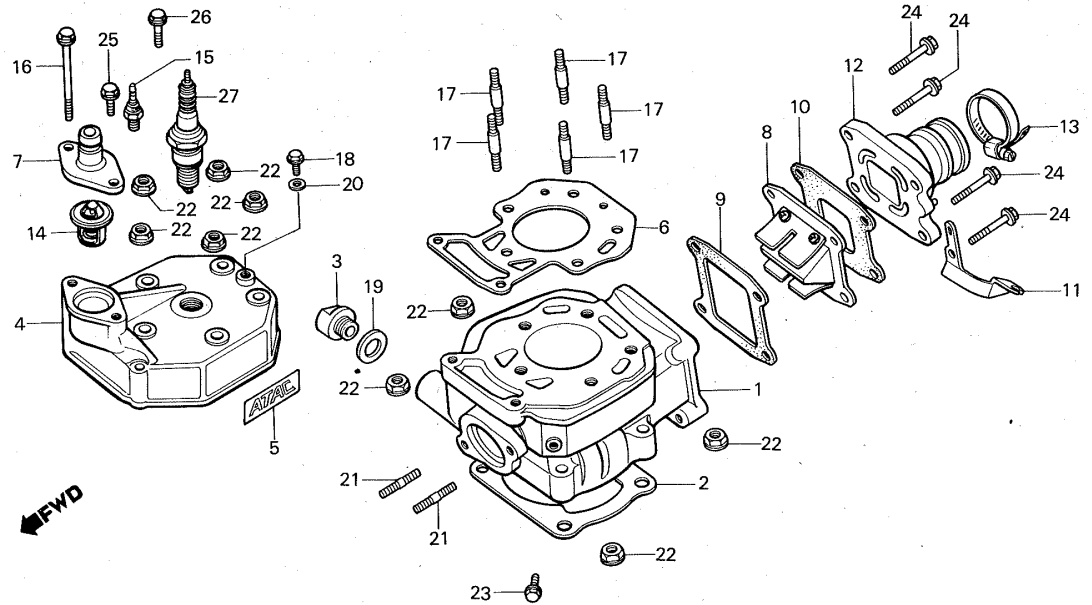
E-1

Cylinder • Cylinder head

Cylindre • Culasse

Zylinder • Zylinderkopf

Cilindro • Testata



BKR1-1

Service item	F.R.T.	Ref. No.	Part No.	Description	Reqd. No. NS125F G	Serial No.	Area code
		27	98079-56817	PLUG, SPARK (OPTIONAL PART)	1	-----	E,SW
			98079-56826	PLUG, SPARK (OPTIONAL PART)	1	-----	E,SW
			98079-57816	PLUG, SPARK (NGK BR-7ES)	1	-----	E,SW
				(OPTIONAL PART)	1	-----	FI,SD
			98079-57827	PLUG, SPARK (W22ESR-U ND)	1	-----	E,SW
				(OPTIONAL PART)	1	-----	FI,SD
			98079-58816	PLUG, SPARK (BR8ES NGK)	1	-----	E,SW
				(OPTIONAL PART)	1	-----	FI,SD
			98079-58827	PLUG, SPARK (W24ESR-U ND)	1	-----	E,SW
				(OPTIONAL PART)	1	-----	FI,SD
			98079-59816	PLUG, SPARK (BR9ES NGK)	1	-----	FI,SD
			98079-59827	PLUG, SPARK (W27ESR-U ND)	1	-----	FI,SD

C 4

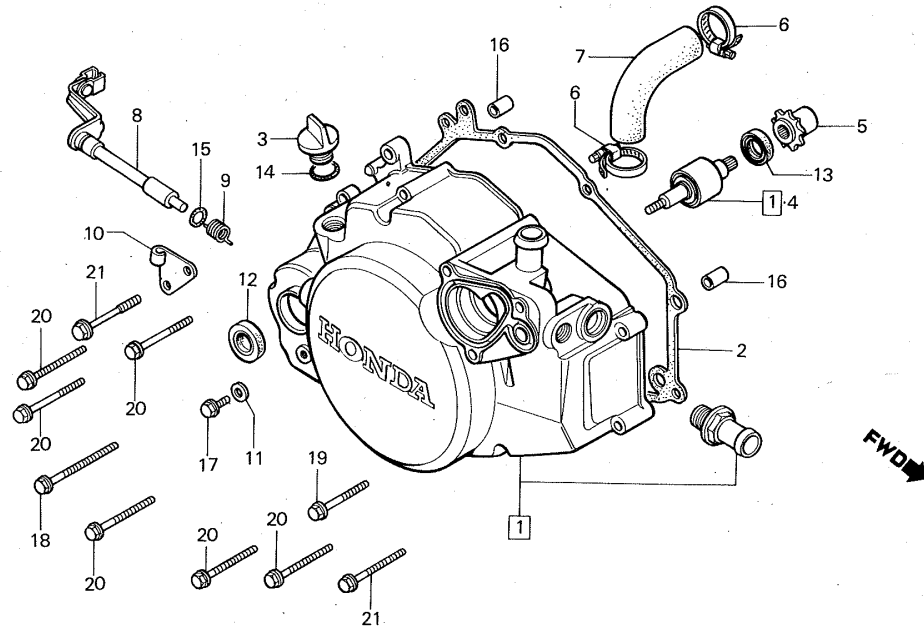
E-2

Right crankcase cover

Couvercle de carter moteur droit

Rechter Kurbelgehäusedeckel

Coperchio carter destro



BKR1-2

Service item	F.R.T.	Ref. No.	Part No.	Description	Reqd. No. NS125F 6	Serial No.	Area code
COVER COMP., R. CRANKCASE	1.2	* [1]	11330-KR1-600	COVER COMP., R. CRANKCASE	(1)	E,SW
• SHAFT COMP., WATER PUMP BEARING		* 2	11330-KR1-760	COVER COMP., R. CRANKCASE	(1)	FI,SD
GASKET, R. CRANKCASE COVER	0.9		11393-KR1-760	GASKET, R. CRANKCASE COVER	1		
• OIL SEAL, 16X28X7		3	15611-KA4-710	CAP, OIL FILLER	(1)		
• SPROCKET, WATER PUMP DRIVEN	1.0	4	19216-KR1-760	SHAFT COMP., WATER PUMP BEARING	1		
• LEVER COMP., CLUTCH (INC. RELATIVE PART)		* 5	19231-KR1-760	SPROCKET, WATER PUMP DRIVEN	(1)		
HOSE A, WATER	0.4	* 6	19506-KR1-760	CLAMP, WATER HOSE	(2)		
		* 7	19510-KR1-760	HOSE A, WATER	(1)		
		* 8	22810-KR1-760	LEVER COMP., CLUTCH	(1)		
		* 9	22815-KM7-700	SPRING, CLUTCH LEVER	1		
		* 10	22821-KR1-760	RECEIVER, CLUTCH CABLE	(1)		
		11	90478-700-000	WASHER A, 6MM	1		
		12	91204-259-003	OIL SEAL, 16X28X7	(1)		

C 5

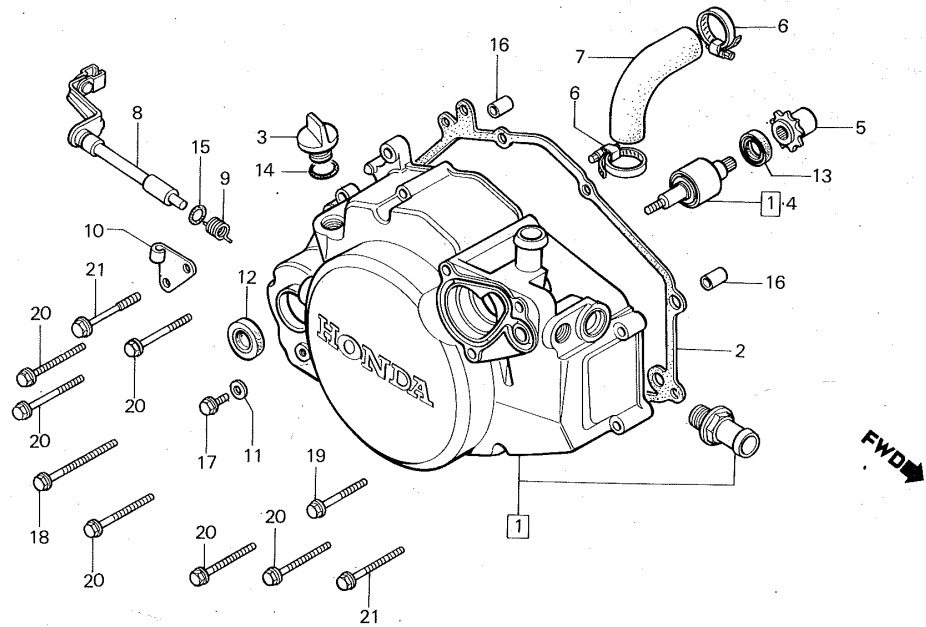
E-2

Right crankcase cover

Couvercle de carter moteur droit

Rechter Kurbelgehäusedeckel

Coperchio carter destro



BKR1-2

Service item	F.R.T.	Ref. No.	Part No.	Description	Reqd. No. NS125F 6	Serial No.	Area code
			91204-259-005	OIL SEAL, 16X28X7	(1)		
		13	91211-PE9-003	OIL SEAL, 16X26X6 (ARAI)	1		
			91211-PE9-005	OIL SEAL, 16X26X6 (NIPPON OIL SEAL)	1		
		14	91303-800-000	O-RING, 16MM	(1)		
		15	91356-GE2-003	O-RING, 9.8X1.9 (SHOWA)	(1)		
		16	94301-08140	PIN, DOWEL, 8X14	2		
		17	95700-06012-07	BOLT, FLANGE, 6X12	1		
		18	95700-06055-07	BOLT, FLANGE, 6X55	1		
		19	96000-06025-07	BOLT, FLANGE, 6X25	1		
		20	96000-06035-07	BOLT, FLANGE, 6X35	6		
		21	96000-06050-07	BOLT, FLANGE, 6X50	1		

C 6

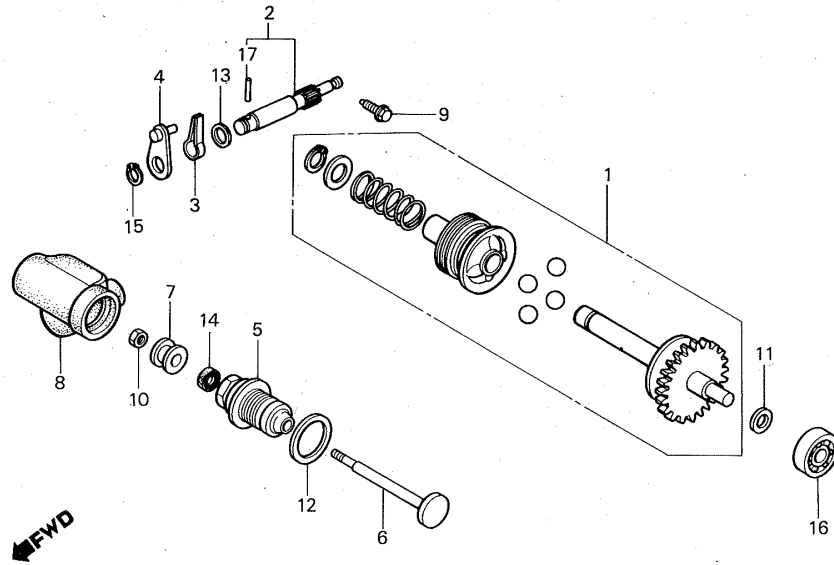
E-3

ATAC
(FI,SD)

ATAC
(FI,SD)

ATAC
(FI,SD)

ATAC
(FI,SD)



BKR1-3

Service item	F.R.T.	Ref. No.	Part No.	Description	Reqd. No. NS125F 6	Serial No.	Area code
DRIVE COMP., ATAC	1.0	* 1	14200-KR1-760	DRIVE COMP., ATAC	(1)	-----	FI,SD
• BEARING, RADIAL BALL, 6000		* 2	14230-KR1-760	SPINDLE COMP., ATAC	(1)	-----	FI,SD
SPINDLE COMP., ATAC	1.1	3	14235-KM7-700	SPRING, ATAC ARM SETTING	1	-----	FI,SD
GUIDE, VALVE	0.3	* 4	14240-KR1-760	ARM COMP., ATAC	(1)	-----	FI,SD
• VALVE, ATAC		5	14251-KM7-700	GUIDE, VALVE	(1)	-----	FI,SD
		6	14252-KM7-700	VALVE, ATAC	(1)	-----	FI,SD
		7	14254-KM7-700	RING, ATAC VALVE SETTING	(1)	-----	FI,SD
		8	14256-KM7-700	COVER, ATAC VALVE	(1)	-----	FI,SD
		9	90022-KR1-760	BOLT, ATAC SPINDLE STOPPER	1	-----	FI,SD
		10	90206-001-000	NUT, TAPPET ADJUSTING	1	-----	FI,SD
		11	90445-KM7-700	WASHER, THRUST, 8MM	1	-----	FI,SD
		12	90462-KM7-700	WASHER, SEALING, 22.2MM	1	-----	FI,SD
		13	91206-KM7-702	OIL SEAL, 12X18X10	1	-----	FI,SD
		14	91208-KM7-701	OIL SEAL, 6X11X4	1	-----	FI,SD

C 7

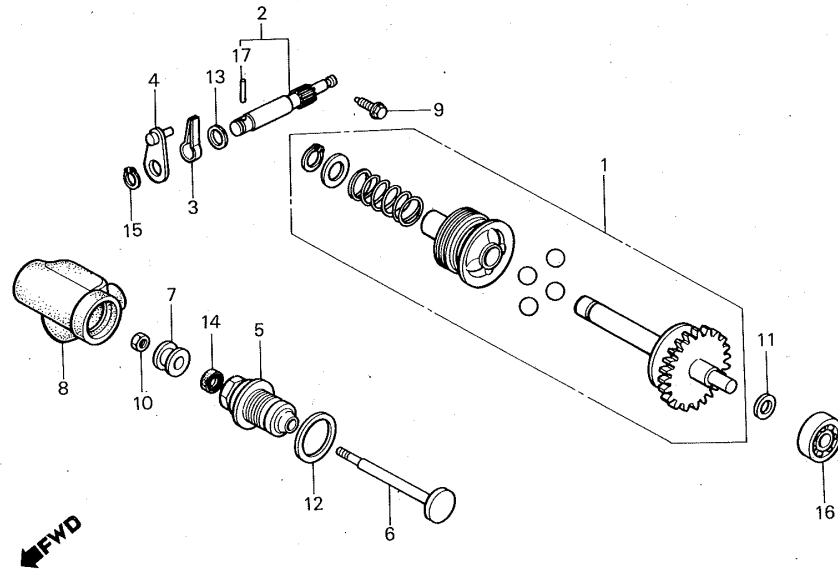
E-3

ATAC
(FI,SD)

ATAC
(FI,SD)

ATAC
(FI,SD)

ATAC
(FI,SD)



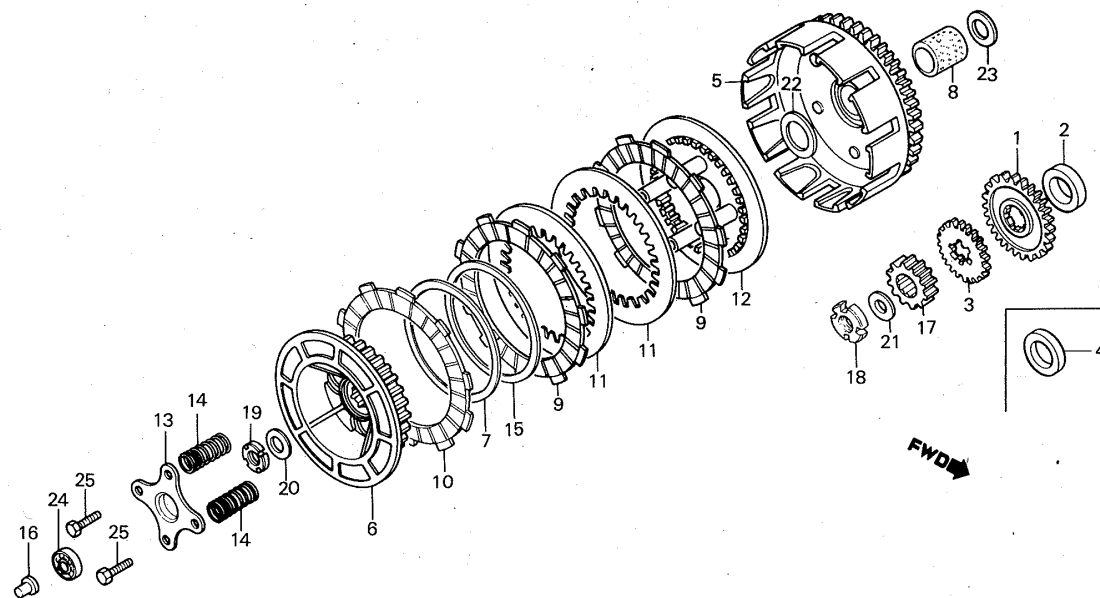
BKR1-3

Service item	F.R.T.	Ref. No.	Part No.	Description	Reqd. No. NS125F 6	Serial No.	Area code
			91208-KM7-702	OIL SEAL, 6X11X4	1	FI,SD
		15	94510-10000	CIRCLIP, EXTERNAL, 10MM	1	FI,SD
		16	96100-60000-00	BEARING, RADIAL BALL, 6000	(1)	FI,SD
		17	96220-40198	ROLLER, 4X19.8	(1)	FI,SD

C 8

E-4

Clutch
Embrayage
Kupplung
Frizione



BKR1-4

Service item	F.R.T.	Ref. No.	Part No.	Description	Reqd. No. NS125F 6	Serial No.	Area code
GEAR, BALANCER DRIVE	1.3	* 1	13417-KR1-760	GEAR, BALANCER DRIVE	(1)		
• GEAR, ATAC DRIVE		* 2	13617-KM7-700	COLLAR, DRIVE GEAR	(1)		
• GEAR, PRIMARY DRIVE		* 3	14301-KR1-760	GEAR, ATAC DRIVE	(1)	-----	FI,SD
OUTER COMP., CLUTCH	1.2	* 4	14302-KR1-600	COLLAR, DRIVE GEAR (B)	(1)	-----	E,SW
• CENTER COMP., CLUTCH		* 5	22100-KR1-760	OUTER COMP., CLUTCH	(1)		
• DISK, CLUTCH FRICTION (INC. RELATIVE PART) (ONE OR ALL)		* 6	22120-KR1-761	CENTER COMP., CLUTCH	(1)		
• PLATE, CLUTCH PRESSURE SPRING, CLUTCH	1.0	* 7	22125-KR1-760	SEAT, JUDDER SPRING	(1)		
(ONE OR ALL)		* 8	22131-KR1-760	BUSH, CLUTCH OUTER	1		
ROD, CLUTCH LIFTER	0.9	* 9	22201-KR1-760	DISK, CLUTCH FRICTION	(4)		
		* 10	22202-KR1-760	DISK, CLUTCH FRICTION	(1)		
		* 11	22321-KR1-760	PLATE, CLUTCH	(4)		
		* 12	22350-KR1-760	PLATE, CLUTCH PRESSURE	(1)		
		* 13	22361-KR1-760	PLATE, CLUTCH LIFTER	(1)		
		* 14	22401-KR1-760	SPRING, CLUTCH	4		
		* 15	22402-KR1-760	SPRING, JUDDER	(1)		

2

C 9

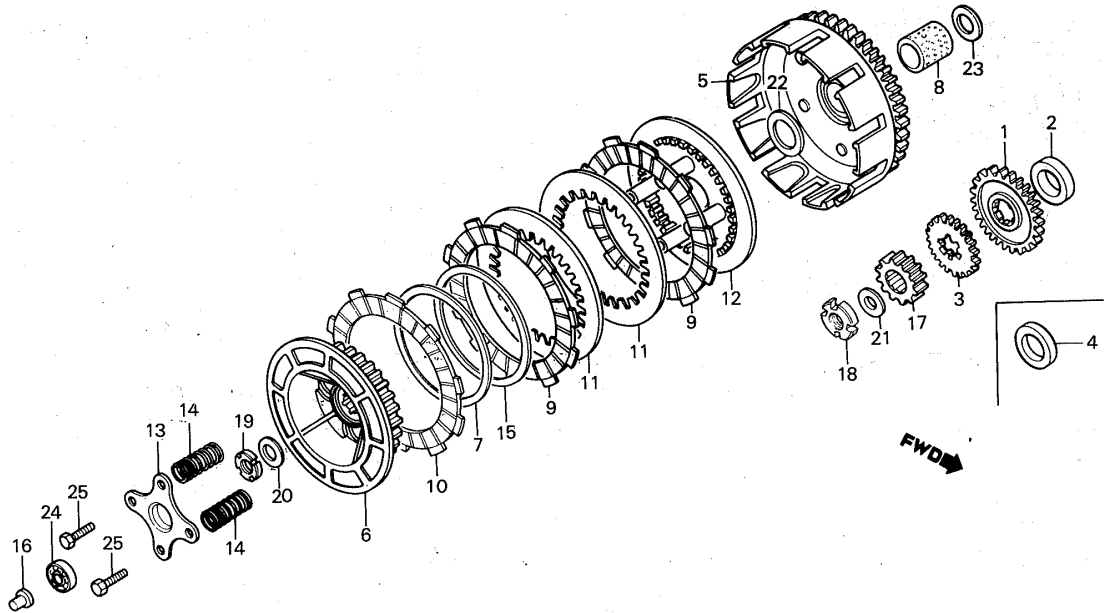
E-4

Clutch

Embrayage

Kupplung

Frizione



BKR1-4

Service item	F.R.T.	Ref. No.	Part No.	Description	Reqd. No. NS125F 6	Serial No.	Area code
		16	22849-KM7-700	ROD, CLUTCH LIFTER	1		
		* 17	23121-KR1-760	GEAR, PRIMARY DRIVE (20T)	(1)		
		18	90231-KE1-000	NUT, LOCK, 16MM	1		
		19	90231-KR1-760	NUT, LOCK, 14MM	1		
		20	90433-KE1-000	WASHER, 14MM	1		
		21	90434-KE1-000	WASHER, 16MM	1		
		* 22	90442-KR1-760	WASHER, 17MM	(1)		
		23	90444-KR1-760	WASHER, 17MM	1		
		24	91007-KM7-700	BEARING, RADIAL BALL, 6903	(1)		
		25	92025-06025-0A	BOLT, HEX., 6X25	4		

C 10

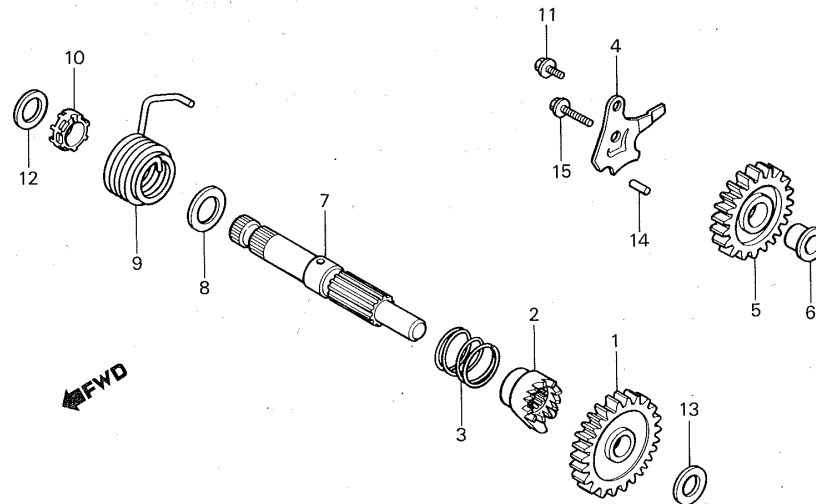
E-5

Kick starter spindle

Broche de kick de démarrage

Kickstarterspindel

Albero messa in moto



BKR1-5

Service item	F.R.T.	Ref. No.	Part No.	Description	Reqd. No. NS125F 6	Serial No.	Area code
PINION, KICK STARTER	1.1	1	28211-KM7-701	PINION, KICK STARTER	(1)		
• RATCHET, KICK STARTER DRIVE		* 2	28221-KR1-760	RATCHET, KICK STARTER DRIVE	(1)		
• SPINDLE, KICK STARTER		3	28223-KM7-701	SPRING, RATCHET	1		
• SPRING, KICK RETURN		* 4	28225-KR1-760	PLATE, KICK STARTER	(1)		
• GEAR, STARTER IDLE	1.2	* 5	28231-KR1-760	GEAR, STARTER IDLE	(1)		
		6	28232-KE1-000	BUSH, STARTER IDLE GEAR	1		
		* 7	28251-KR1-760	SPINDLE, KICK STARTER	(1)		
		8	28254-437-000	SEAT, RATCHET SPRING	1		
		9	28281-KM7-700	SPRING, KICK RETURN	1		
		10	28282-KM7-700	COLLAR, KICK SPRING	(1)		
		11	90041-KM7-700	BOLT, FLANGE, 8X25	1		
		12	90453-235-000	WASHER, THRUST, 16MM	1		
		13	90459-360-000	WASHER, THRUST, 12.5MM	1		

C 11

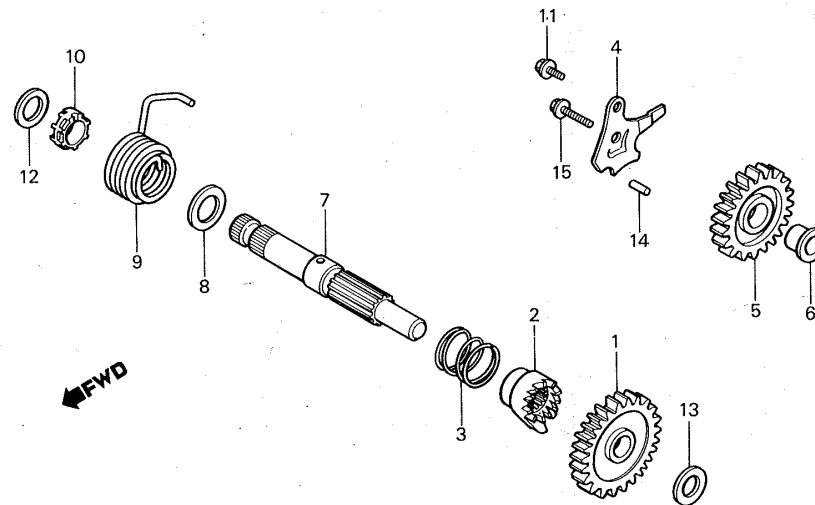
E-5

Kick starter spindle

Broche de kick de démarrage

Kickstarterspindel

Albero messa in moto



BKR1-5

Service item	F.R.T.	Ref. No.	Part No.	Description	Reqd. No. NS125F G	Serial No.	Area code
		14	94301-08140	PIN, DOWEL, 8X14	1		
		15	95700-06110-00	BOLT, FLANGE, 6X110	1		

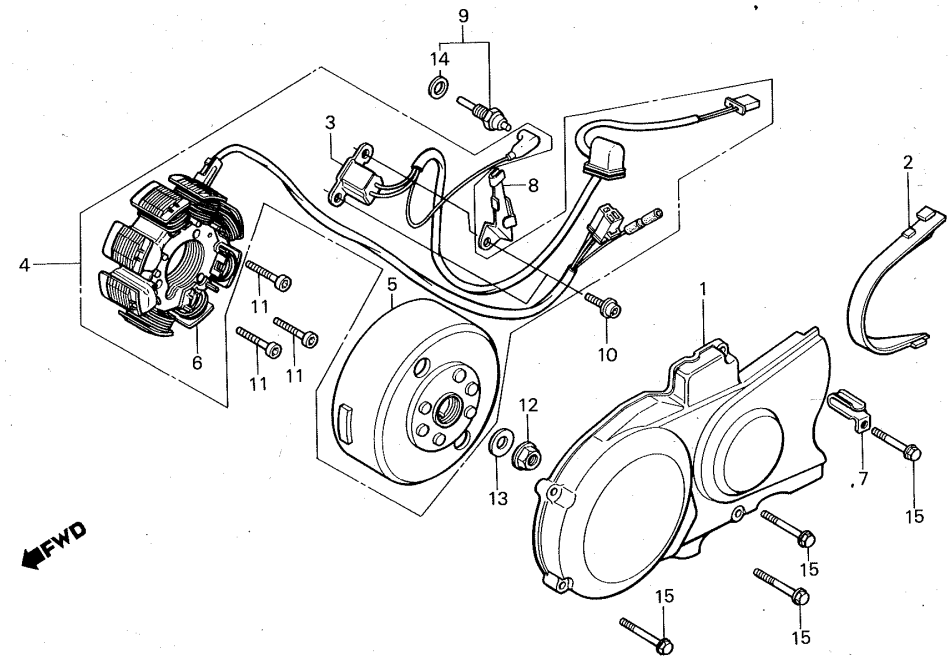
E-6

Left crankcase cover • Generator

Couvercle de carter moteur gauche • Générateur

Linker Kurbelgehäusedeckel • Lichtmaschine

Coperchio carter sinistro • Alternatore



BKR1-6

2

Service item	F.R.T.	Ref. No.	Part No.	Description	Reqd. No. NS125F 6	Serial No.	Area code
COVER, L. CRANKCASE	0.1	* 1	11341-KR1-760	COVER, L. CRANKCASE	(1)		
GENERATOR ASSY., PULSE	0.4	* 2	11344-KR1-760	GUIDE, DRIVE CHAIN	(1)		SW
GENERATOR ASSY., FLYWHEEL TYPE	0.5	3	30300-KR1-650	PULSER COMP.	1		E,FI,SD
• STATOR COMP.		4	31100-KR1-650	GENERATOR ASSY., PULSE	1		
• FLYWHEEL COMP.				GENERATOR ASSY., FLYWHEEL TYPE			
• SWITCH ASSY., NEUTRAL	0.2		31100-KR1-761	GENERATOR ASSY., FLYWHEEL TYPE	A.C. 1		SW
		5	31110-KR1-650	FLYWHEEL COMP.	A.C. 1		E,FI,SD
			31110-KR1-761	FLYWHEEL COMP.	1		SW
		6	31120-KR1-650	STATOR COMP.	1		SW
			31120-KR1-761	STATOR COMP.	1		E,FI,SD
		* 7	32907-KR1-760	CORD A, CLAMPER	(1)		
		* 8	32911-KR1-761	CLAMPER, CORD	(1)		
		9	35600-425-013	SWITCH ASSY., NEUTRAL	1		
		10	90010-MJ6-000	BOLT, SOCKET FLANGE, 6X16	2		
		11	90117-GB2-000	BOLT, SOCKET, 6X30	3		
		12	90231-397-000	NUT, LOCK, 12MM	1		

C 13

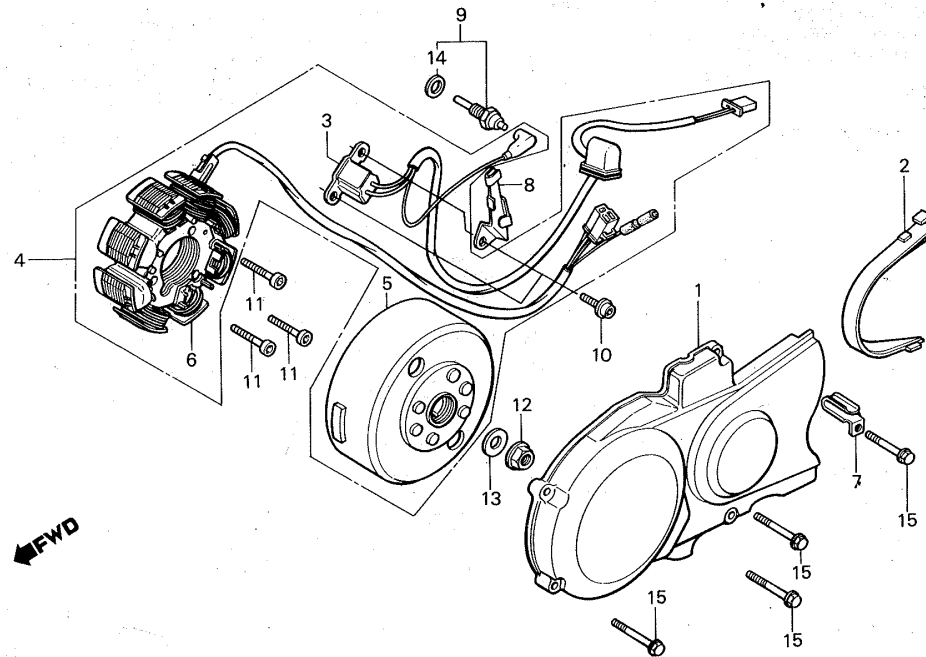
E-6

Left crankcase cover • Generator

Couvercle de carter moteur gauche •
Générateur

Linker Kurbelgehäusedeckel • Lichtmaschine

Coperchio carter sinistro • Alternatore



BKR1-6

Service item

F.R.T.

Ref. No.

Part No.

Description

Reqd. No.
NS125F
G

Serial No.

Area code

13	90441-166-000	WASHER, PLAIN, 12MM	1
14	90443-KRO-000	WASHER, NEUTRAL SWITCH	1
15	96000-06032-07	BOLT, FLANGE, 6X32	4

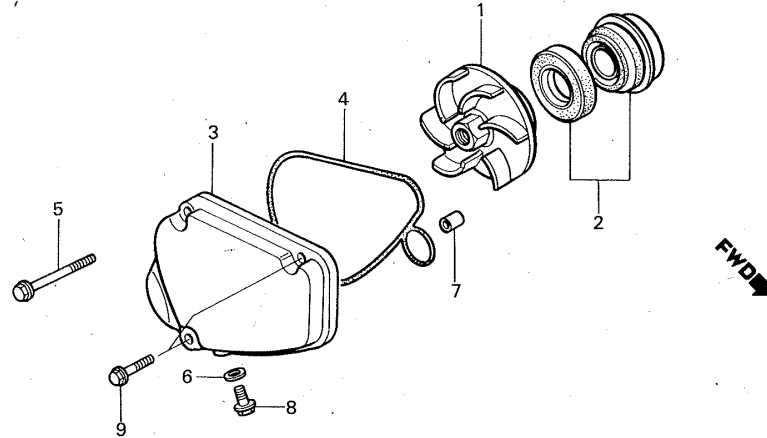
E-7

Water pump

Pompe à eau

Wasserpumpe

Pompa acqua



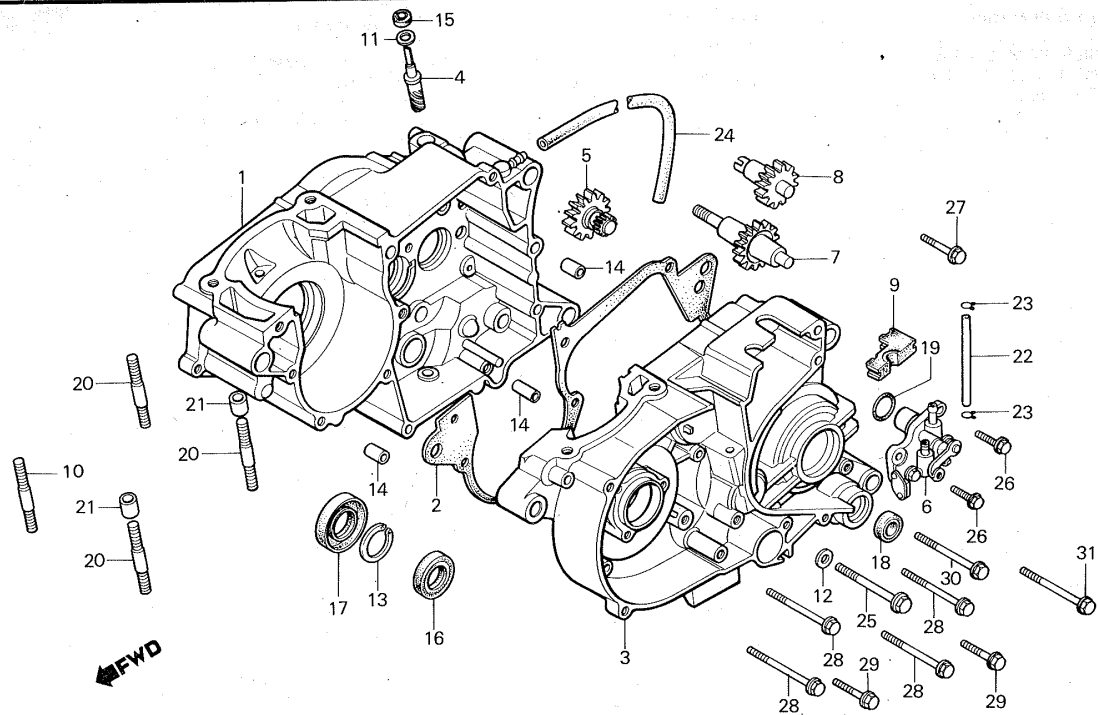
BKR1-7

Service item	F.R.T.	Ref. No.	Part No.	Description	Reqd. No. NS125F G	Serial No.	Area code
IMPELLER, WATER PUMP	0.3	* 1	19215-KR1-760	IMPELLER, WATER PUMP	(1)		
COVER, WATER PUMP		2	19217-PA5-003	SEAL, MECHANICAL	1		
SEAL, MECHANICAL	1.2	* 3	19220-KR1-760	COVER, WATER PUMP	(1)		
		* 4	19225-KR1-760	O-RING, WATER PUMP	(1)		
		5	90001-KR1-760	BOLT, FLANGE, 6X95	1		
		6	90478-700-000	WASHER A, 6MM	1		
		7	91320-KE1-000	PIN, DOWEL	2		
		8	95700-06012-07	BOLT, FLANGE, 6X12	1		
		9	96000-06028-07	BOLT, FLANGE, 6X28	2		

C 15

E-8

Crankcase
Carter moteur
Kurbelgehäuse
Carters



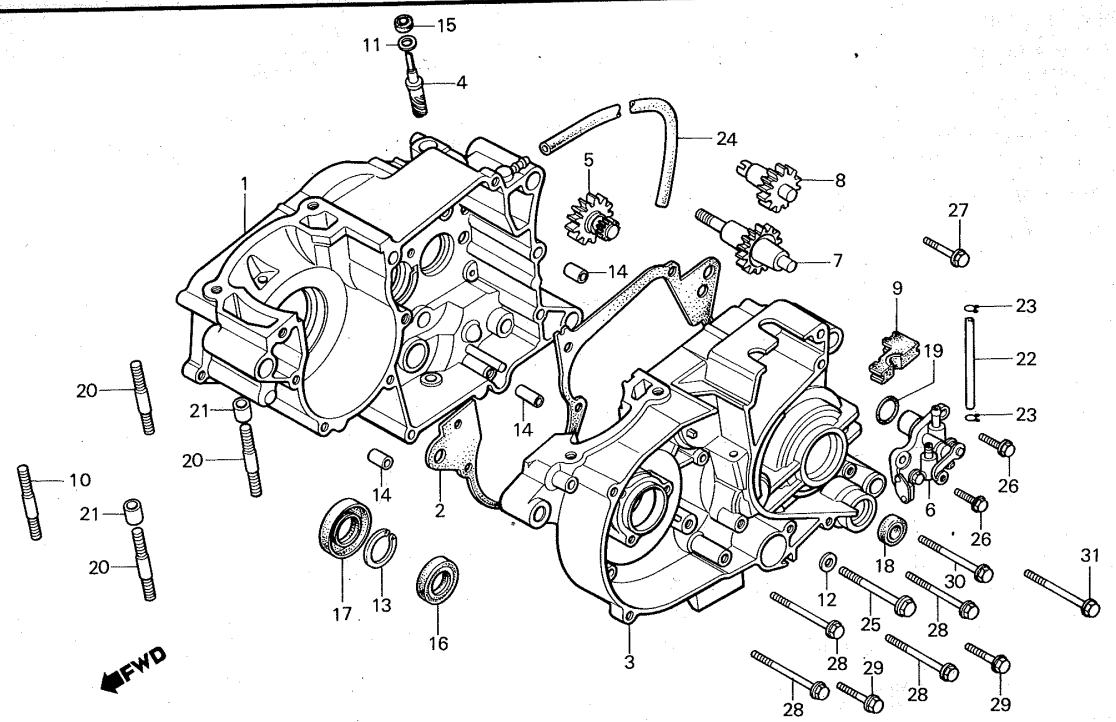
BKR1-8

Service item	F.R.T.	Ref. No.	Part No.	Description	Reqd. No. NS125F 6	Serial No.	Area code
CRANKCASE COMP., R.	*4.5	* 1	11100-KR1-761	CRANKCASE COMP., R.	(1)		
GASKET, CRANKCASE	*3.1	2	11191-KR1-760	GASKET, CRANKCASE	1		
CRANKCASE COMP., L.	*3.7	* 3	11200-KR1-761	CRANKCASE COMP., L.	(1)		
GEAR, TACHOMETER	1.2	4	12431-KM7-700	GEAR, TACHOMETER	1		
GEAR COMP., TACHOMETER DRIVE	1.1	5	12440-KM7-700	GEAR COMP., TACHOMETER DRIVE	(1)		
PUMP ASSY., OIL	0.4	6	15100-KR1-761	PUMP ASSY., OIL	1		
SHAFT COMP., OIL PUMP DRIVE	*3.2	* 7	15140-KR1-760	SHAFT COMP., OIL PUMP DRIVE	(1)		
SHAFT COMP., OIL PUMP DRIVEN		8	15160-KM7-700	SHAFT COMP., OIL PUMP DRIVEN	(1)		
GROMMET, OIL JOINT	*4.0	* 9	15561-KR1-760	GROMMET, OIL JOINT	(1)		
BOLT, CYLINDER STUD	1.3	10	90031-KR1-760	BOLT, CYLINDER STUD	1		
WASHER, THRUST, 6.7MM		11	90458-324-010	WASHER, THRUST, 6.7MM	1		
WASHER, 8MM		12	90474-333-000	WASHER, 8MM	1		
SET RING		13	90601-KR1-760	SET RING	1		
PIN, DOWEL, 8X20.5		14	90705-639-000	PIN, DOWEL, 8X20.5	2		

C 16

E-8

Crankcase
 Carter moteur
 Kurbelgehäuse
 Carters



BKR1-8

Service item	F.R.T.	Ref. No.	Part No.	Description	Reqd. No. NS125F 6	Serial No.	Area code
		15	91201-324-023	OIL SEAL, 6.5X14.5X7	(1)		
		16	91205-KE1-003	OIL SEAL, 24X36X8	1		
			91205-KE1-004	OIL SEAL, 24X36X8	1		
		17	91206-KE1-003	OIL SEAL, 32X44X8	1		
		18	91209-612-000	OIL SEAL, 12X22X7	1		
		19	91303-800-000	O-RING, 16MM	(1)		
		20	92900-08035-0B	BOLT, STUD, 8X35	3		
		21	94301-10160	PIN, DOWEL, 10X16	2		
		22	95001-30170-40	TUBE, FUEL, 3X170	1		
		23	95002-02650	CLIP B6.5, TUBE	2		
		24	95005-50320-30	TUBE, 5X320	(1)		
		25	95700-08050-00	BOLT, FLANGE, 8X50	1		
		26	96000-06018-00	BOLT, FLANGE, 6X18	2		

D 1

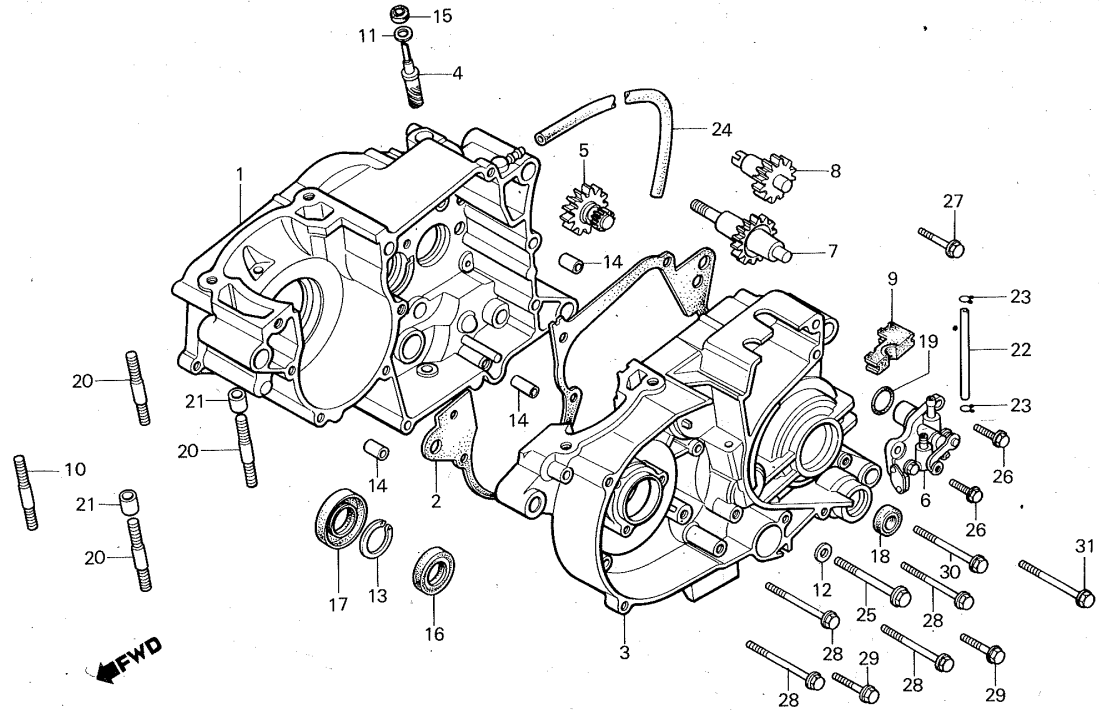
E-8

Crankcase

Carter moteur

Kurbelgehäuse

Carters



BKR1-8

Service item	F.R.T.	Ref. No.	Part No.	Description	Reqd. No. NS125F 6	Serial No.	Area code
		27	96000-06035-00	BOLT, FLANGE, 6X35	1		
		28	96000-06050-00	BOLT, FLANGE, 6X50	4		
		29	96000-06050-07	BOLT, FLANGE, 6X50	2		
		30	96000-06060-00	BOLT, FLANGE, 6X60	1		
		31	96000-06060-07	BOLT, FLANGE, 6X60	1		

D 2

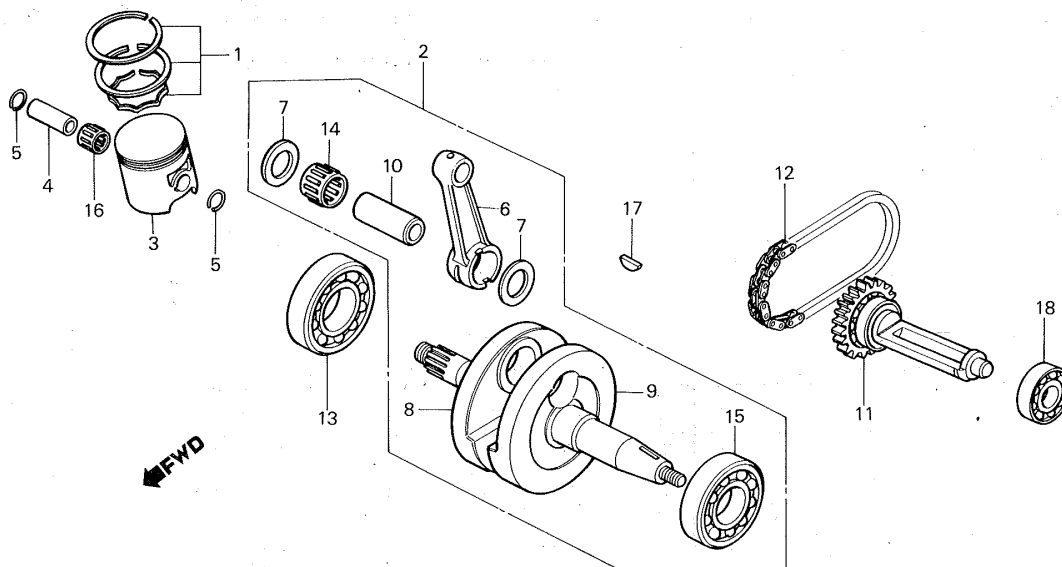
E-9

Crankshaft • Piston

Vilebrequin • Piston

Kurbelwelle • Kolben

Albero motore • Pistone



BKR1-9

Service item	F.R.T.	Ref. No.	Part No.	Description	Reqd. No. NS125F	Serial No.	Area code
RING SET, PISTON	1.5	1	130A1-KR1-760	RING SET, PISTON (STD.)	1		
• PISTON A		* 2	13000-KR1-761	CRANKSHAFT COMP.	(1)		
CRANKSHAFT COMP.	* 4.3	3	13110-KR1-760	PISTON A	(1)		
PIN, PISTON	1.4		13120-KR1-760	PISTON B	(1)		
ROD, CONNECTING	(ACTUAL TIME)	* 4	13130-KR1-760	PISTON C	(1)		
(INC. RELATIVE PART)		5	13111-KM4-000	PIN, PISTON	1		
SHAFT COMP., BALANCER	1.3		13115-KM7-700	CLIP, PISTON PIN, 16MM	2		
CHAIN, WATER PUMP DRIVE	1.1	* 6	13201-KR1-760	ROD, CONNECTING	(1)		
BEARING, RADIAL BALL, 6322	* 4.1	7	13202-KR1-760	WASHER, SIDE PLATE	2		
BEARING, RADIAL BALL, 6228	* 3.3	* 8	13311-KR1-760	CRANKSHAFT, R.	(1)		
• BEARING, RADIAL BALL, 6203		* 9	13321-KR1-760	CRANKSHAFT, L.	(1)		
		10	13381-KE1-300	PIN, CRANK	1		
		* 11	13420-KR1-760	SHAFT COMP., BALANCER	(1)		
		12	19241-KR1-761	CHAIN, WATER PUMP DRIVE	1		
		13	91002-KE1-014	BEARING, RADIAL BALL, 6322	(1)		
		14	91004-KM4-004	BEARING, CONNECTING ROD END	(1)		
				(RED)	(1)		

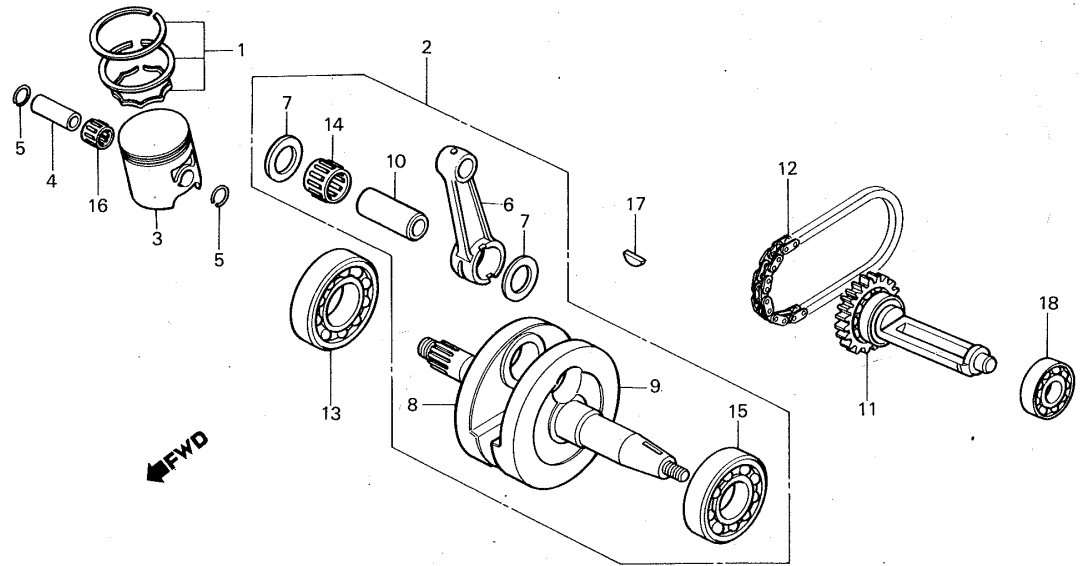
Selection table of piston and cylinder

		Cylinder 560		
		12110-KR1-651	12120-KR1-651	12130-KR1-651
Piston 560		White	Blue	Orange
		+0.015 ~+0.010	+0.010 ~+0.005	+0.005 ~ 0
13110-KR1-760	White	-0.025~ -0.030	o	/
13120-KR1-760	Blue	-0.030~ -0.035	o	/
13130-KR1-760	Orange	-0.035~ -0.040	/	o

D 3

E-9

Crankshaft • Piston
 Vilebrequin • Piston
 Kurbelwelle • Kolben
 Albero motore • Pistone



BKR1-9

Service item	F.R.T.	Ref. No.	Part No.	Description	Reqd. No. NS125F 6	Serial No.	Area code
			91005-KM4-004	BEARING, CONNECTING ROD END (BLUE)	(1)		
			91006-KM4-004	BEARING, CONNECTING ROD END (WHITE)	(1)		
		* 15	91006-KR1-761	BEARING, RADIAL BALL, 6228 (TMB)	(1)		
		* 16	91101-KR1-761	BEARING, CONNECTING ROD SMALL END (1)	(1)		
		17	94401-25180	KEY, WOODRUFF, 25X18	1		
		18	96100-62030-00	BEARING, RADIAL BALL, 6203	(1)		

Selection table of connecting rod bearing
 (Oil clearance 18~30 μm)

Connecting rod I.D. 28φ	Crank pin O.D. 22φ	1	2	3
		0 ~ -0.004	-0.004~ -0.008	-0.008~ -0.012
A	+0.022 ~+0.018	Red 91004-KM4-004	/	/
B	+0.018 ~+0.014	Blue 91005-KM4-004	Red 91004-KM4-004	/
C	+0.014 ~+0.010	White 91006-KM4-004	Blue 91005-KM4-004	Red 91004-KM4-004
D	+0.010 ~+0.006	/	White 91006-KM4-004	Blue 91005-KM4-004

(Crank pin Mark)

D 4

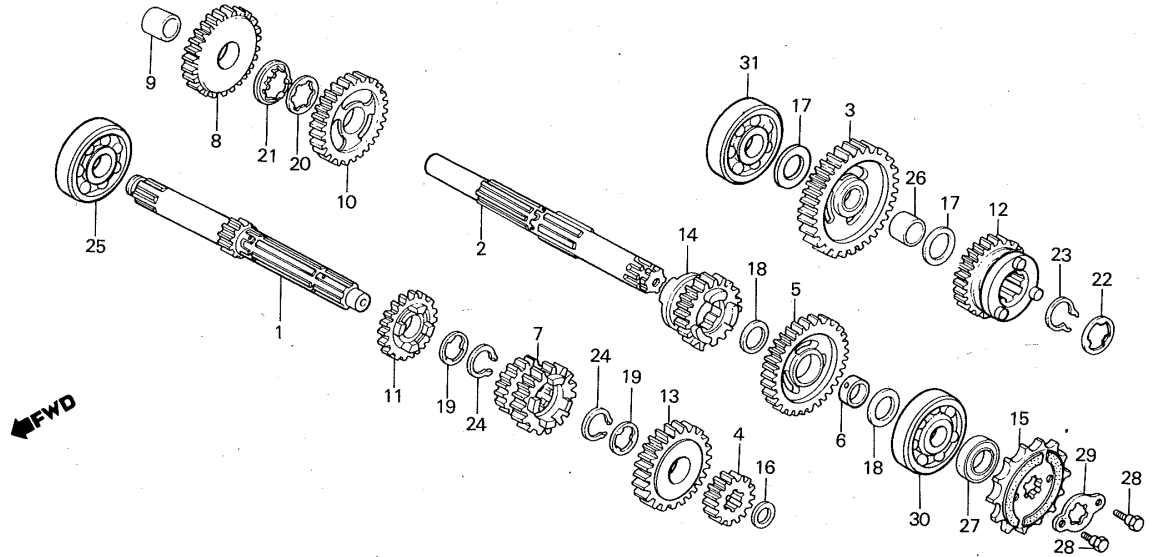
E-10

Transmission

Transmission

Getriebe

Cambio



BKR1-10

Service item	F.R.T.	Ref. No.	Part No.	Description	Reqd. No. NS125F	Serial No.	Area code
MAINSHAFT, TRANSMISSION	*4.1	* 1	23211-KR1-760	MAINSHAFT, TRANSMISSION	(1)		
(INC. RELATIVE PART)		* 2	23221-KR1-760	COUNTERSHAFT, TRANSMISSION	(1)		
COUNTERSHAFT, TRANSMISSION		* 3	23421-KR1-760	GEAR, COUNTERSHAFT FIRST (34T)	(1)		
(INC. RELATIVE PART)		* 4	23441-KR1-760	GEAR, MAINSHAFT SECOND (17T)	(1)		
(WHEN SERVICING COMP., UNIT, F.R.T. IS 4.3.)		* 5	23451-KR1-760	GEAR, COUNTERSHAFT SECOND	(1)		
SPROCKET, DRIVE	0.2				(30T)		
		6	23455-KR1-760	BUSH, 20MM	1		
		* 7	23461-KR1-760	GEAR, MAINSHAFT THIRD & FOURTH	(22/20T)		
		* 8	23471-KR1-761	GEAR, COUNTERSHAFT THIRD (26T)	(1)		
		9	23475-KE1-010	BUSH, 22MM	1		
		* 10	23481-KR1-761	GEAR, COUNTERSHAFT FOURTH	(24T)		

D 5

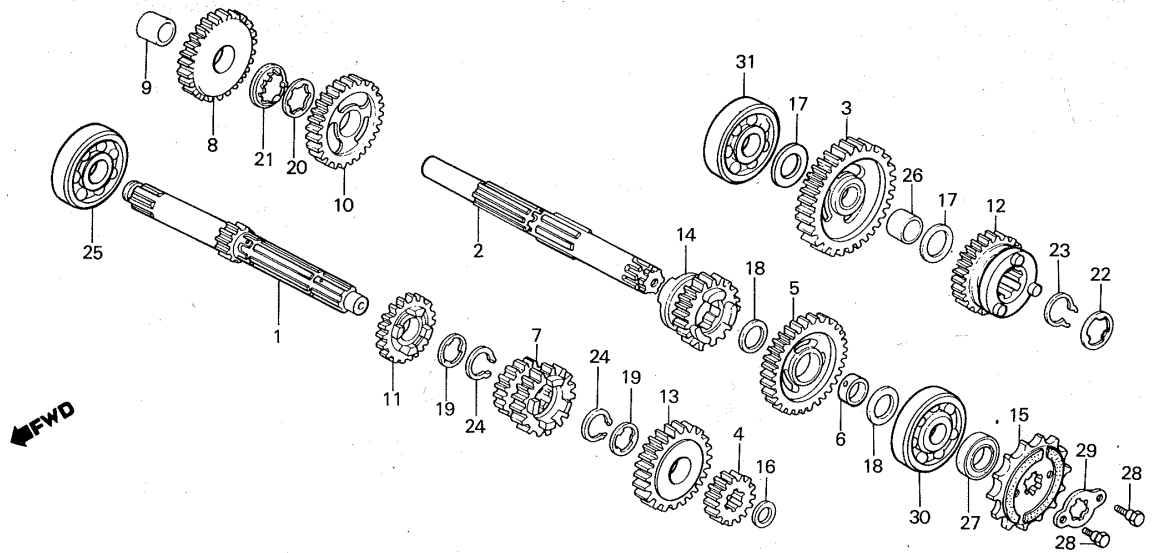
E-10

Transmission

Transmission

Getriebe

Cambio



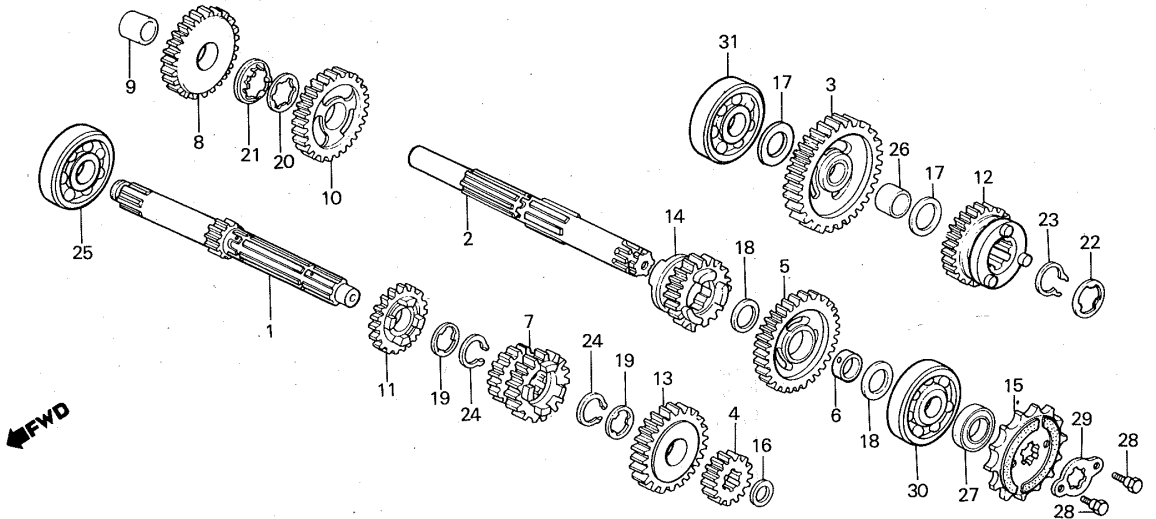
BKR1-10

Service item	F.R.T.	Ref. No.	Part No.	Description	Reqd. No. NS125F G	Serial No.	Area code
		* 11	23491-KR1-760	GEAR, MAINSHAFT FIFTH (24T)	(1)		
		* 12	23501-KR1-762	GEAR, COUNTERSHAFT FIFTH (23T)	(1)		
		* 13	23511-KR1-760	GEAR, MAINSHAFT SIXTH (22T)	(1)		
		* 14	23515-KR1-762	GEAR, COUNTERSHAFT SIXTH (19T)	(1)		
		15	23801-KJ1-000	SPROCKET, DRIVE (13T)	(1)		
		16	90448-KE1-000	WASHER, THRUST, 16MM	1		
		17	90452-115-000	WASHER, 17MM	2		
		18	90454-107-000	WASHER, THRUST, 20MM	2		
		19	90455-KR1-760	WASHER, SPLINE, 20MM	2		
		20	90464-444-000	WASHER, SPLINE, 22MM	1		
		21	90465-KE1-000	WASHER, LOCK	1		
		22	90466-KR1-760	WASHER, SPLINE, 22MM	1		
		23	90601-KE1-000	CIRCLIP, 22MM	1		
		24	90605-200-000	SET RING, 20MM	2		

D 6

E-10

Transmission
 Transmission
 Getriebe
 Cambio



BKR1-10

Service item	F.R.T.	Ref. No.	Part No.	Description	Reqd. No. NS125F 6	Serial No.	Area code
		25	91003-KJ1-003	BEARING, RADIAL BALL, 17X42X12	(1)		
		*26	91105-KR1-760	BEARING, NEEDLE, 17X21X9.75	(1)		
		27	91201-030-025	OIL SEAL, 20X34X7	(1)		
			91201-030-033	OIL SEAL, 20X34X7	(1)		
		28	92000-06010-0A	BOLT, HEX., 6X10	2		
		29	95014-92100	PLATE B, FIXING	(1)		
		30	96100-62040-00	BEARING, RADIAL BALL, 6204	(1)		
		31	96140-62030-00	BEARING, RADIAL BALL, 6203	(1)		

D 7

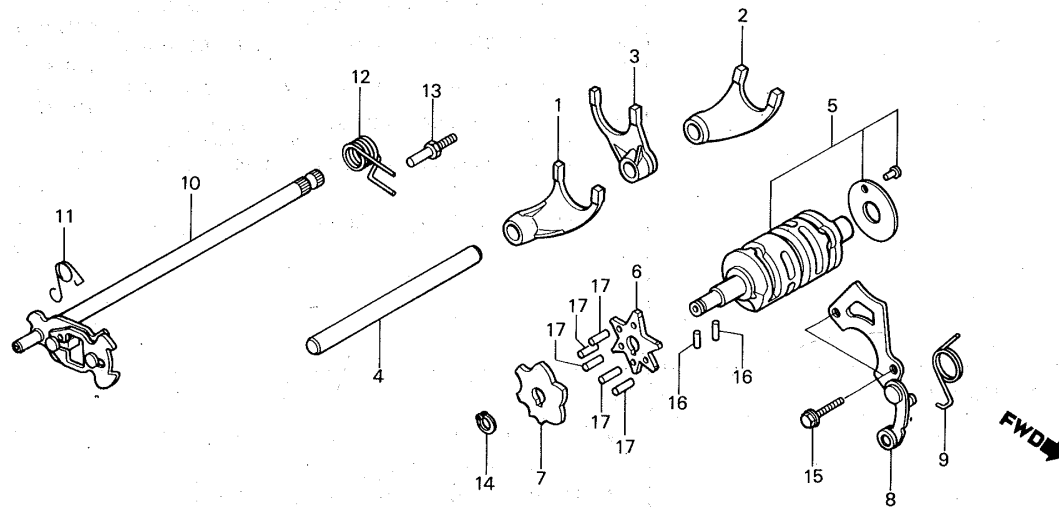
E-11

Shift drum • Shift fork

**Tambour de changement de vitesse •
Fourchette de changement**

Schaltwalze • Schaltgabel

Tamburo selettore • Forcella



BKR1-11

Service item	F.R.T.	Ref. No.	Part No.	Description	Reqd. No. NS125F G	Serial No.	Area code
FORK, GEARSHIFT	*3.3	* 1	24211-KR1-760	FORK, R. GEARSHIFT	(1)		
(INC. RELATIVE PART) (ONE OR ALL)		* 2	24221-KR1-760	FORK, L. GEARSHIFT	(1)		
DRUM COMP., GEARSHIFT	*4.1	* 3	24231-KR1-760	FORK, CENTER GEARSHIFT	(1)		
PLATE, POSITIVE STOPPER	1.2	* 4	24241-KR1-760	SHAFT, GEARSHIFT FORK	(1)		
• PLATE, GEARSHIFT CAM		* 5	24300-KR1-761	DRUM COMP., GEARSHIFT	(1)		
• PLATE COMP., BEARING HOLD		* 6	24411-KR1-761	PLATE, POSITIVE STOPPER	(1)		
SPINDLE COMP., GEARSHIFT	1.0	* 7	24412-KR1-761	PLATE, GEARSHIFT CAM	(1)		
		8	24420-KR1-760	PLATE COMP., BEARING HOLD	(1)		
		9	24436-KR1-760	SPRING, SHIFT DRUM STOPPER	1		
		10	24610-KR1-760	SPINDLE COMP., GEARSHIFT	(1)		

D 8

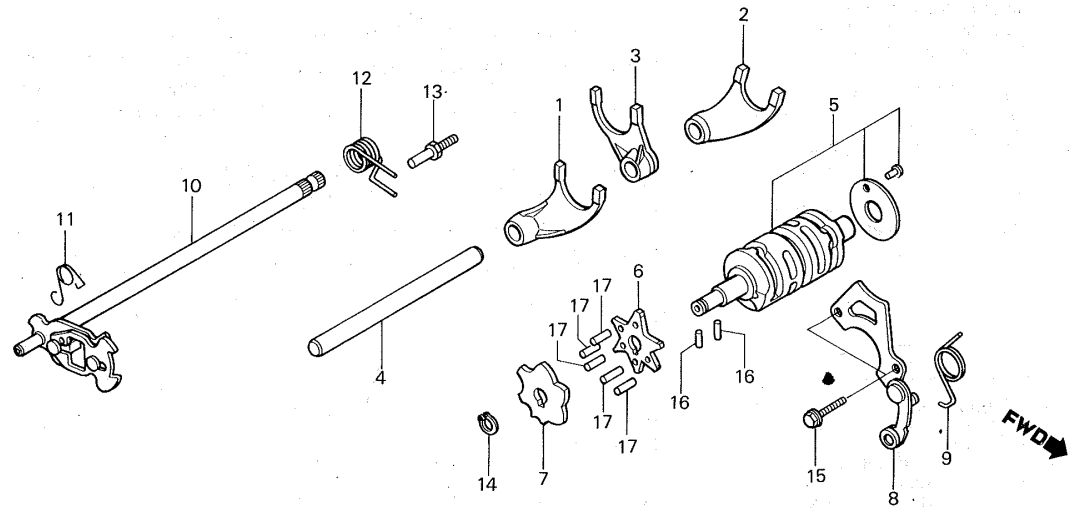
E-11

Shift drum • Shift fork

**Tambour de changement de vitesse •
Fourchette de changement**

Schaltwalze • Schaltgabel

Tamburo selettore • Forcella



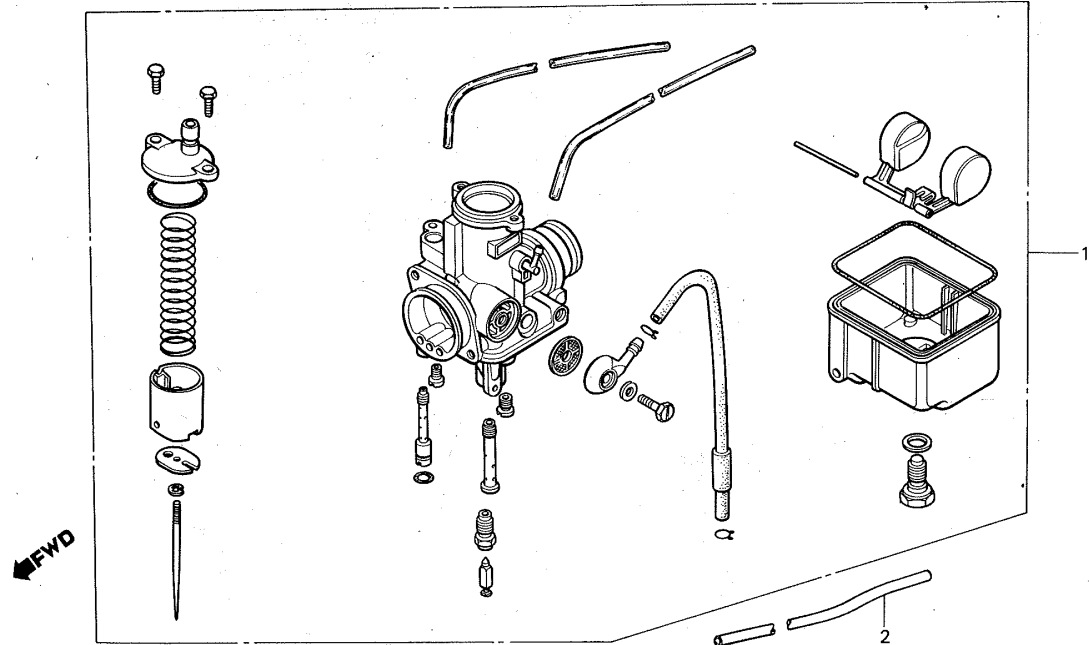
BKR1-11

Service item	F.R.T.	Ref. No.	Part No.	Description	Reqd. No. NS125F 6	Serial No.	Area code
		11	24624-KM7-700	SPRING, GEARSHIFT RESET	1		
		12	24651-KR1-760	SPRING, GEARSHIFT RETURN	1		
		13	24652-259-000	PIN, SHIFT RETURN SPRING	1		
		14	94510-12000	CIRCLIP, EXTERNAL, 12MM	1		
		15	96000-06014-00	BOLT, FLANGE, 6X14	2		
		16	96220-30118	ROLLER, 3X11.8	2		
		17	96220-40138	ROLLER, 4X13.8	5		

D 9

E-12

Carburetor
Carburateur
Vergaser
Carburatore



BKR1-12

Service item	F.R.T.	Ref. No.	Part No.	Description	Reqd. No. NS125F 6	Serial No.	Area code
CARBURETOR ASSY.	0.6	* 1	16100-KR1-600	CARBURETOR ASSY.	(1)	-----	E
			16100-KR1-650	CARBURETOR ASSY.	(1)	-----	SW
			16100-KR1-761	CARBURETOR ASSY.	(1)	-----	FI,SD
		2	95005-35340-30	TUBE, 3.5X340	1	-----	E

2

E 1

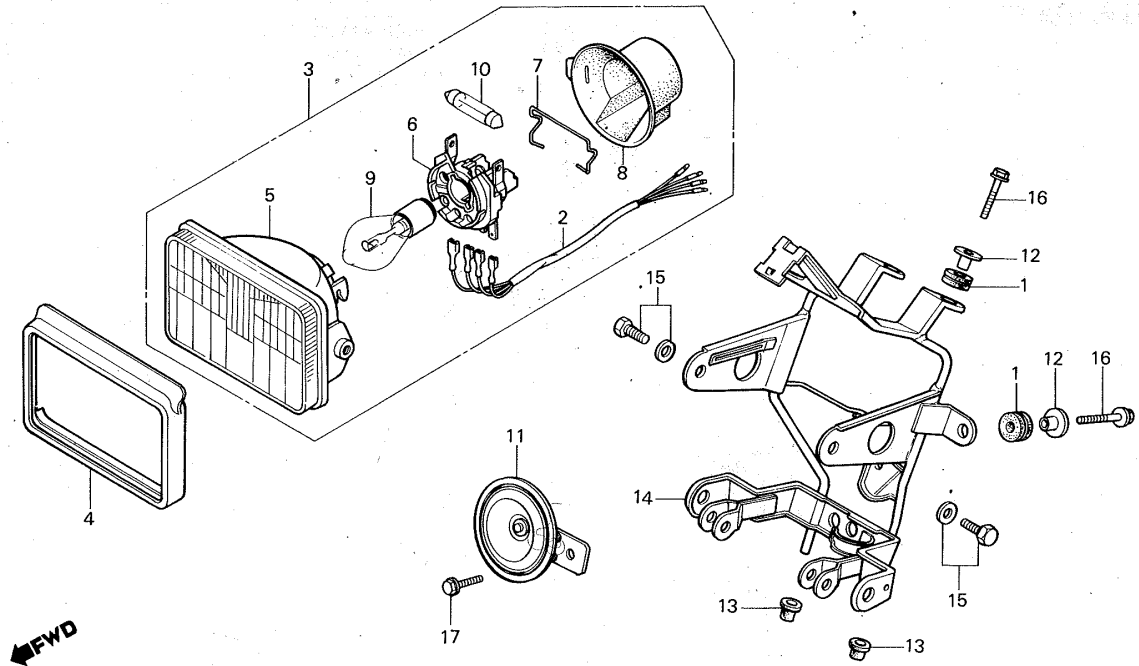
F-1

**Headlight
(E,FI,SD)**

**Phare
(E,FI,SD)**

**Scheinwerfer
(E,FI,SD)**

**Faro
(E,FI,SD)**



BKR1-13

3

Service item	F.R.T.	Ref. No.	Part No.	Description	Reqd. No. NS125F 6	Serial No.	Area code
SUB CORD, HEADLIGHT	0.2	1	17245-107-010	RUBBER, AIR CLEANER CASE MOUNTING	(4)	-----	E,FI,SD
• HEADLIGHT UNIT					(1)	-----	E,FI,SD
(INC. RELATIVE PART)					(1)	-----	E,FI,SD
• HOLDER, HEADLIGHT SOCKET		* 2	32102-KR1-762	SUB CORD, HEADLIGHT	(1)	-----	E,FI,SD
HEADLIGHT ASSY.	0.1	* 3	33100-KR1-764	HEADLIGHT ASSY.	(1)	-----	E,FI,SD
• BULB, HEADLIGHT		* 4	33102-KR1-760	COVER, HEADLIGHT	(1)	-----	E,FI,SD
• BULB, POSITION		5	33120-KR1-763	HEADLIGHT UNIT	(1)	-----	E,FI,SD
• HORN COMP.		* 6	33130-KR1-762	HOLDER, HEADLIGHT SOCKET	(1)	-----	E,FI,SD
STAY, HEADLIGHT	0.5	* 7	33131-KR1-762	SPRING, PLATE	(1)	-----	E,FI,SD
		* 8	33180-KR1-762	COVER, RUBBER	(1)	-----	E,FI,SD
		9	34901-388-611	BULB, HEADLIGHT	(1)	-----	E,FI,SD
				(LOCAL PROCUREMENT)	(1)	-----	E,FI,SD
		* 10	34903-KR1-760	BULB, POSITION	(1)	-----	E,FI,SD
		11	38110-KB7-004	HORN COMP.	1	-----	E
			38110-KB9-620	HORN COMP.	1	-----	FI,SD
		12	61104-422-000	COLLAR, SETTING	4	-----	E,FI,SD
		13	61312-383-920	BOOT, HEADLIGHT BRACKET	(2)	-----	E,FI,SD
		* 14	61320-KR1-600	STAY, HEADLIGHT	(1)	-----	E,FI,SD
		15	93491-08012-00	BOLT-WASHER, 8X12	2	-----	E,FI,SD

E 2

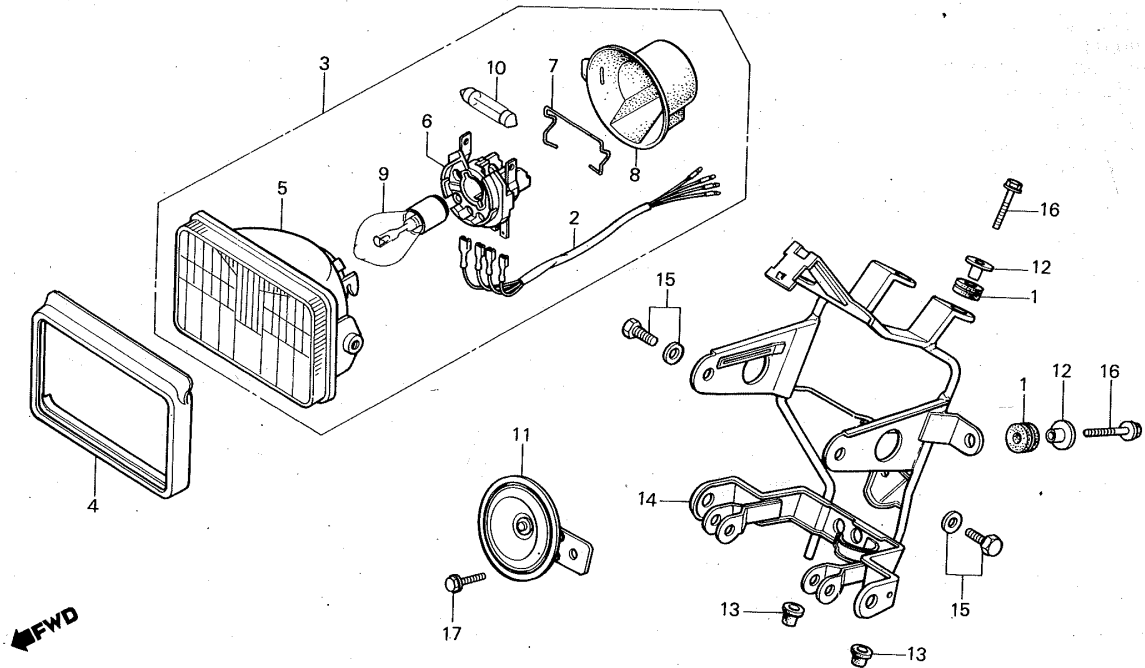
F-1

**Headlight
(E,FI,SD)**

**Phare
(E,FI,SD)**

**Scheinwerfer
(E,FI,SD)**

**Faro
(E,FI,SD)**



BKR1-13

3

Service item	F.R.T.	Ref. No.	Part No.	Description	Reqd. No. NS125F G	Serial No.	Area code
		16	95700-06022-07	BOLT, FLANGE, 6X22	4	-----	E,FI,SD
		17	95700-08012-00	BOLT, FLANGE, 8X12	1	-----	E,FI,SD

E 3

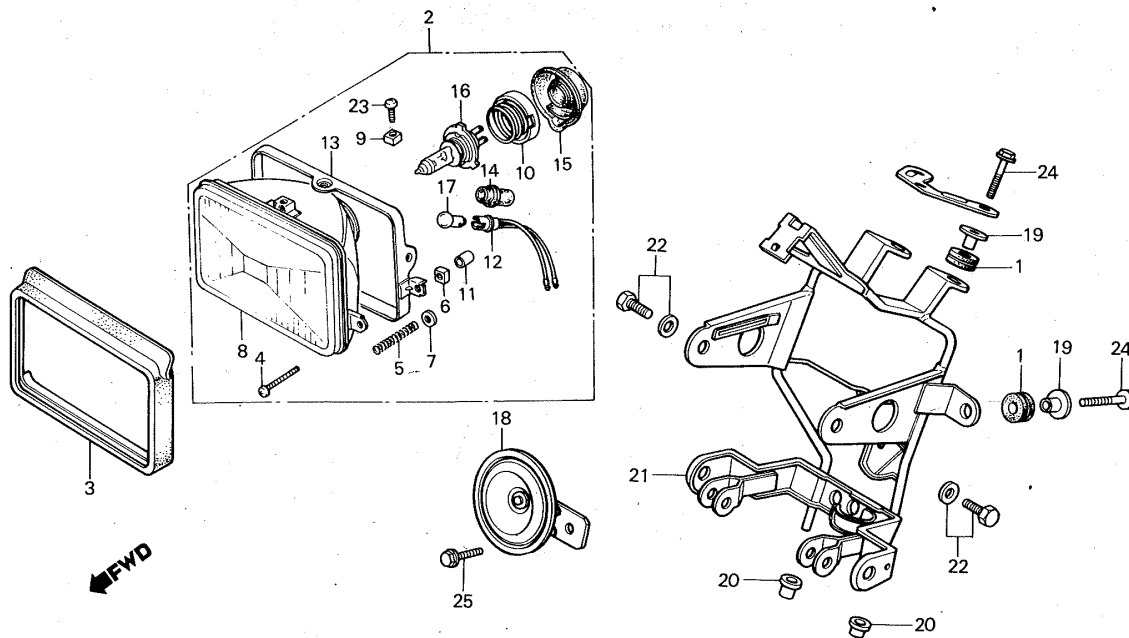
F-1-1

**Headlight
(SW)**

**Phare
(SW)**

**Scheinwerfer
(SW)**

**Faro
(SW)**



BKR1-14

Service item	F.R.T.	Ref. No.	Part No.	Description	Reqd. No. NS125F G	Serial No.	Area code
HEADLIGHT ASSY.	0.1	1	17245-107-010	RUBBER, AIR CLEANER CASE			
• BULB, HEADLIGHT				MOUNTING	(4)	-----	SW
• BULB, POSITION		2	33100-KE1-632	HEADLIGHT ASSY.	1	-----	SW
• HORN COMP.		* 3	33102-KR1-760	COVER, HEADLIGHT	(1)	-----	SW
HEADLIGHT UNIT	0.3	4	33103-329-671	SCREW, HEADLIGHT BEAM			
SOCKET ASSY., POSITION LIGHT	0.2			ADJUSTING	1	-----	SW
STAY, HEADLIGHT	0.6	5	33107-300-003	SPRING, HEADLIGHT BEAM			
				ADJUSTING	1	-----	SW
		6	33118-438-841	NUT, BEAM ADJUSTING	1	-----	SW
		7	33119-371-003	WASHER, BEAM ADJUSTING	1	-----	SW
		8	33120-KE1-622	HEADLIGHT UNIT	1	-----	SW
		9	33128-471-003	NUT, UNIT HOLDER	2	-----	SW
		10	33131-471-901	HOLDER, HEADLIGHT SOCKET	1	-----	SW
		11	33136-426-830	COVER, SCREW	1	-----	SW
		12	33150-471-003	SOCKET ASSY., POSITION LIGHT	1	-----	SW
		13	33153-KE1-601	RING, MOUNTING	1	-----	SW
		14	33155-166-003	RUBBER, JOINT	1	-----	SW

3

E 4

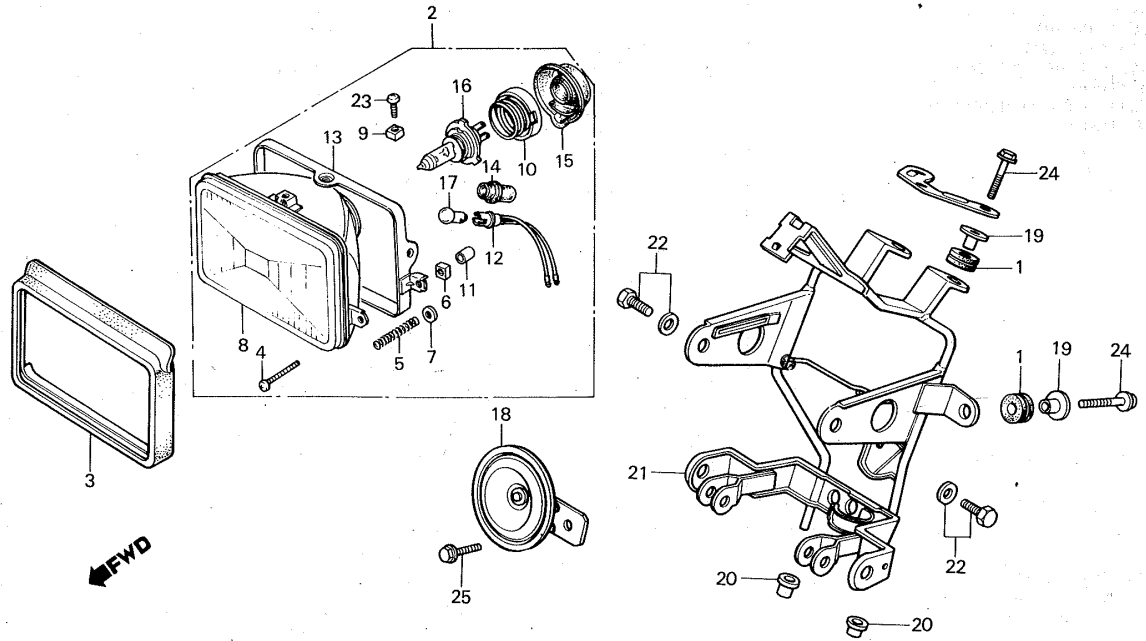
F-1-1

**Headlight
(SW)**

**Phare
(SW)**

**Scheinwerfer
(SW)**

**Faro
(SW)**



BKR1-14

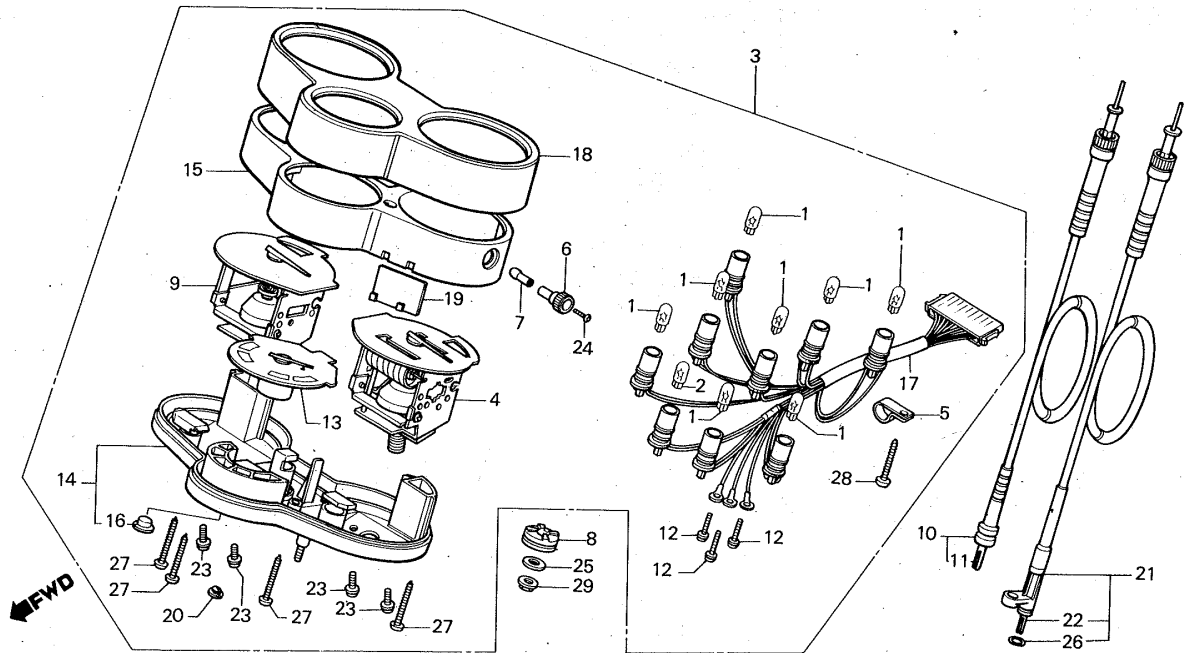
3

Service item	F.R.T.	Ref. No.	Part No.	Description	Reqd. No. NS125F 6	Serial No.	Area code
		15	33180-471-901	COVER, RUBBER	1	-----	SW
		16	34901-MC7-601	BULB, HEADLIGHT (H4 JA12V60/55W)	1	-----	SW
		17	34903-388-611	BULB, POSITION (12V 4W)	1	-----	SW
		18	38110-KB7-004	HORN COMP.	1	-----	SW
		19	61104-422-000	COLLAR, SETTING	4	-----	SW
		20	61312-383-920	BOOT, HEADLIGHT BRACKET	(2)	-----	SW
		*21	61320-KR1-760	STAY, HEADLIGHT	1	-----	SW
		22	93491-08012-00	BOLT-WASHER, 8X12	2	-----	SW
		23	93500-05010-0H	SCREW, PAN, 5X10	2	-----	SW
		24	95700-06022-07	BOLT, FLANGE, 6X22	4	-----	SW
		25	95700-08012-00	BOLT, FLANGE, 8X12	1	-----	SW

E 5

F-2

**Meter
Compteur
Messer
Contatore**



BKR1-15

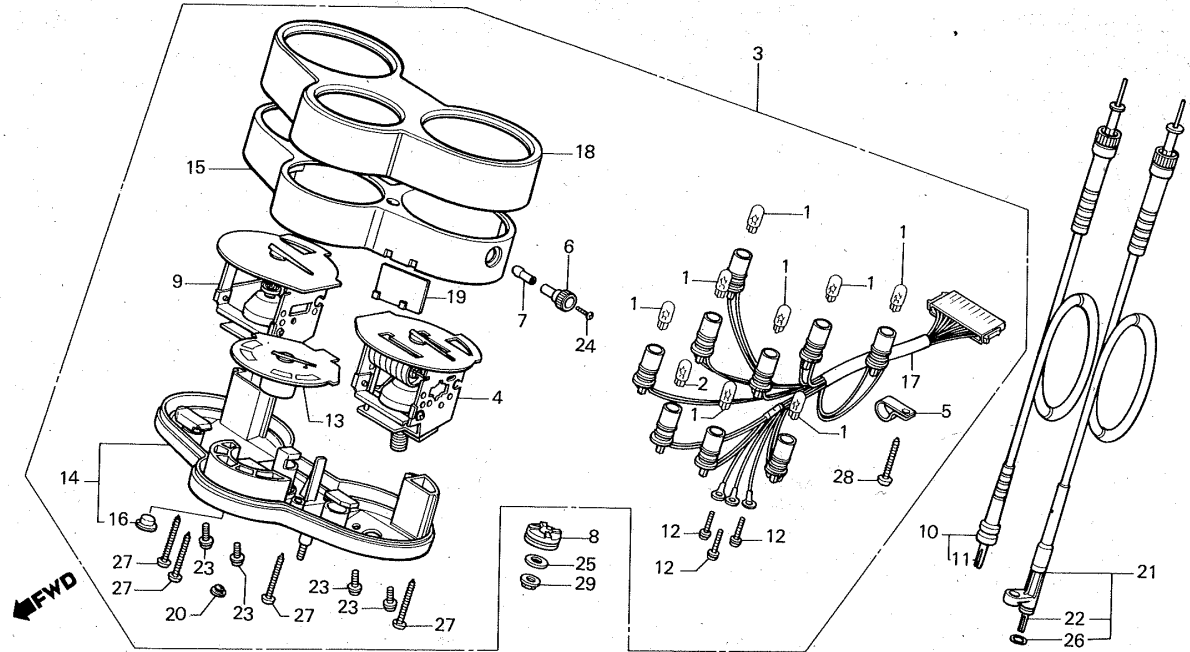
Service item	F.R.T.	Ref. No.	Part No.	Description	Reqd. No. NS125F 6	Serial No.	Area code
METER ASSY., COMBINATION	0.3	1	34908-GA7-701	BULB, WEDGE BASE (12V 3.4W)	8		
• CASE, INNER		2	34908-MB9-871	BULB, WEDGE BASE			
• CASE, UPPER				(12V 1.7W NIPPON SEIKI)	1		
SPEEDOMETER COMP.	0.4	3	37100-KR1-601	METER ASSY., COMBINATION	1		E
• TACHOMETER COMP.			37100-KR1-651	METER ASSY., COMBINATION	1		FI,SW
• CASE, UNDER			37100-KR1-761	METER ASSY., COMBINATION	1		SD
CABLE ASSY., TACHOMETER	0.2	4	37200-KR1-601	SPEEDOMETER COMP.	1		E
• CABLE ASSY., SPEEDOMETER			37200-KR1-651	SPEEDOMETER COMP.	1		FI,SW
CABLE, INNER	0.1		37200-KR1-761	SPEEDOMETER COMP.	1		SD
METER ASSY., TEMPERATURE	0.5	5	37215-KR1-760	CLAMP	1		
• SOCKET COMP.							
		6	37220-KK6-008	KNOB, TRIP METER	1		
		7	37222-KK6-008	RESET, SHAFT TRIP	1		
		8	37242-435-700	RUBBER, SPEEDOMETER MOUNTING	(2)		
		9	37250-KR1-601	TACHOMETER COMP.	1		E,FI,SW
			37250-KR1-761	TACHOMETER COMP.	1		SD
		10	37260-KR1-760	CABLE ASSY., TACHOMETER	1		

3

E 6

F-2

**Meter
Compteur
Messer
Contatore**



BKR1-15

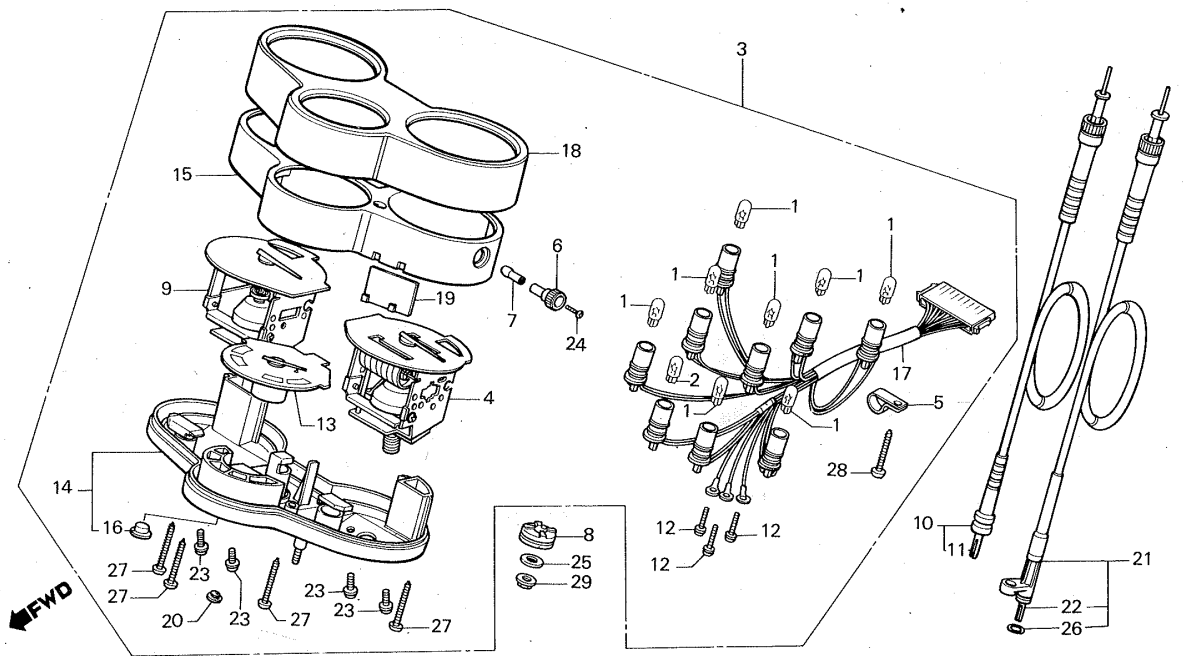
3

Service item	F.R.T.	Ref. No.	Part No.	Description	Reqd. No. NS125F G	Serial No.	Area code
		11	37261-KR1-760	CABLE, INNER	1		
		12	37305-KE5-008	SCREW-WASHER, 3X22	3		
		13	37450-KR1-761	METER ASSY., TEMPERATURE	1		
		14	37615-KR1-761	CASE, UNDER	1		
		15	37616-KK6-008	CASE, INNER	1		
		16	37618-MB2-008	CAP. SPEED ALARM CORD	1		
		17	37619-KR1-761	SOCKET COMP.	1		
		18	37620-KK6-008	CASE, UPPER	1		
		19	37623-KK6-008	REFLECTOR	1		
		20	40514-333-000	PLUG, CHAIN CASE	1		
		21	44830-KR1-760	CABLE ASSY., SPEEDOMETER	1		
		22	44831-KR1-760	CABLE, INNER	1		
		23	90101-GC8-008	SCREW, FLANGE, 4X8	4		
		24	90158-KM7-911	SCREW, PAN, 2X6	1		
		25	90438-671-000	WASHER, SPECIAL, 6MM	2		
		26	91301-027-000	O-RING, 6.8X1.9	1		

E 7

F-2

**Meter
Compteur
Messer
Contatore**



BKR1-15

3

Service item	F.R.T.	Ref. No.	Part No.	Description	Reqd. No. NS125F 6	Serial No.	Area code
		27	93903-24780	SCREW, TAPPING, 4X30	4		
		28	93903-24880	SCREW, TAPPING, 4X35	1		
		29	94050-06000	NUT, FLANGE, 6MM	2		

E 8

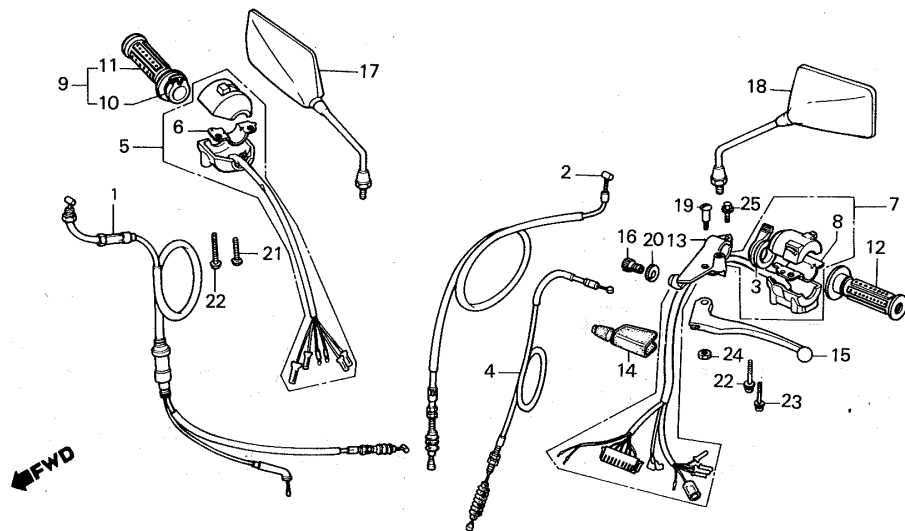
F-3

Handle lever • Switch • Cable

Levier de poignée • Interrupteur • Câble

Lenkstangenhebel • Schalter • Kabel

Leva del manubrio • Interruttore • Cavo



BKR1-16

3

Service item	F.R.T.	Ref. No.	Part No.	Description	Reqd. No. NS125F 6	Serial No.	Area code
CABLE COMP., THROTTLE	0.4	1	17910-KR1-760	CABLE COMP., THROTTLE	1		
CABLE COMP., CHOKE	0.3	2	17950-KR1-760	CABLE COMP., CHOKE	1		
• LEVER, CHOKE		3	17962-KE8-701	LEVER, CHOKE	1		
• CABLE COMP., CLUTCH		4	22870-KR1-760	CABLE COMP., CLUTCH	1		
• SWITCH ASSY., LIGHTING KILL	0.5	5	35150-KR1-761	SWITCH ASSY., LIGHTING KILL	1		
• SWITCH ASSY., WINKER		6	35152-KM4-003	PLATE, KILL SWITCH SETTING	1		
• PIPE, THROTTLE GRIP	0.2	7	35200-KR1-650	SWITCH ASSY., WINKER	1	-----	SW
• GRIP, R. HANDLE		8	35200-KR1-761	SWITCH ASSY., WINKER	1	-----	E,FI,SD
• BRACKET, HANDLE LEVER		8	35204-KE8-702	PLATE, WINKER SWITCH SETTING	1		
• GRIP, L. HANDLE	0.1	* 9	53140-KR1-760	GRIP COMP., R.	(1)		
• LEVER, L. STEERING HANDLE		* 10	53141-KR1-760	PIPE, THROTTLE GRIP	(1)		
		11	53165-KK6-000	GRIP, R. HANDLE	(1)		
		12	53166-KK6-000	GRIP, L. HANDLE	(1)		
		* 13	53172-KR1-760	BRACKET, HANDLE LEVER	(1)		

E 9

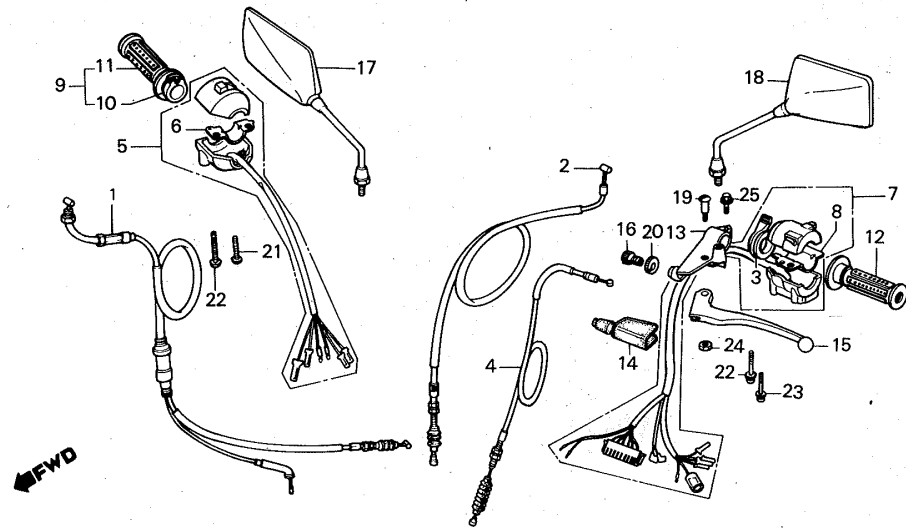
F-3

Handle lever • Switch • Cable

Levier de poignée • Interrupteur • Câble

Lenkstangenhebel • Schalter • Kabel

Leva del manubrio • Interruttore • Cavo



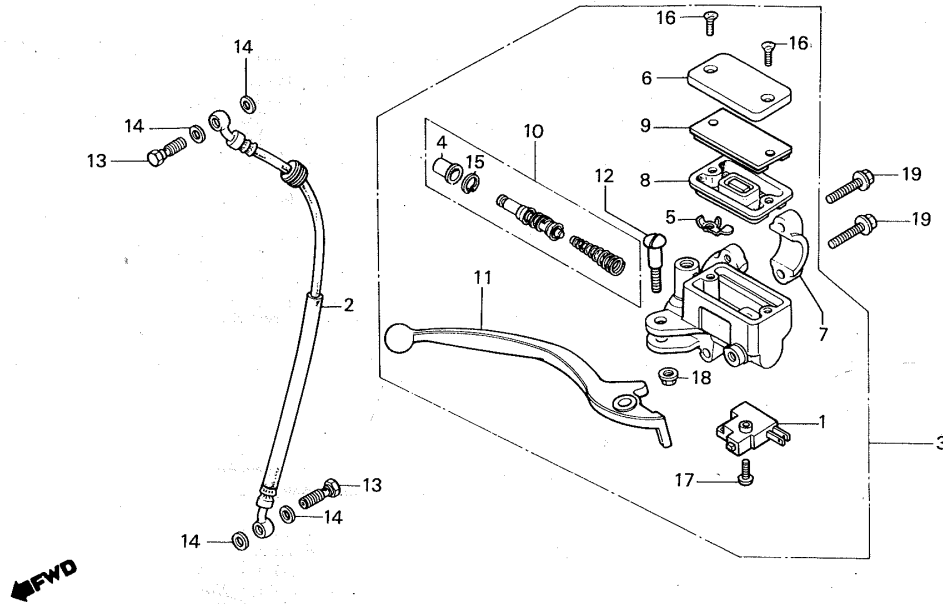
BKR1-16

Service item	F.R.T.	Ref. No.	Part No.	Description	Reqd. No. NS125F 6	Serial No.	Area code
		* 14	53177-KR1-760	COVER, L. HANDLE LEVER	(1)		
		15	53178-MA6-000	LEVER, L. STEERING HANDLE	(1)		
		16	53192-268-000	BOLT, WIRE ADJUSTING	1		
		17	88110-KK4-000	MIRROR ASSY., R. BACK	1	-----	FI,SD,SW
			88110-KK4-601	MIRROR ASSY., R. BACK	1	-----	E
		18	88120-KM7-910	MIRROR ASSY., L. BACK	1	-----	FI,SD,SW
			88120-KR1-600	MIRROR ASSY., L. BACK	1	-----	E
		* 19	90113-KR1-760	BOLT, L. HANDLE LEVER PIVOT	(1)		
		20	90321-315-670	NUT, FIXING	1		
		21	93891-05020-07	SCREW-WASHER, 5X20	1		
		22	93891-05028-07	SCREW-WASHER, 5X28	2		
		23	93891-05045-07	SCREW-WASHER, 5X45	1		
		24	94001-06000-0S	NUT, HEX., 6MM	1		
		25	96000-06028-07	BOLT, FLANGE, 6X28	1		

E 10

F-4

Front brake master cylinder
 Maître cylindre de frein avant
 Vorderradbremse-Hauptzylinder
 Cilindro maestro freno anteriore



BKR1-17

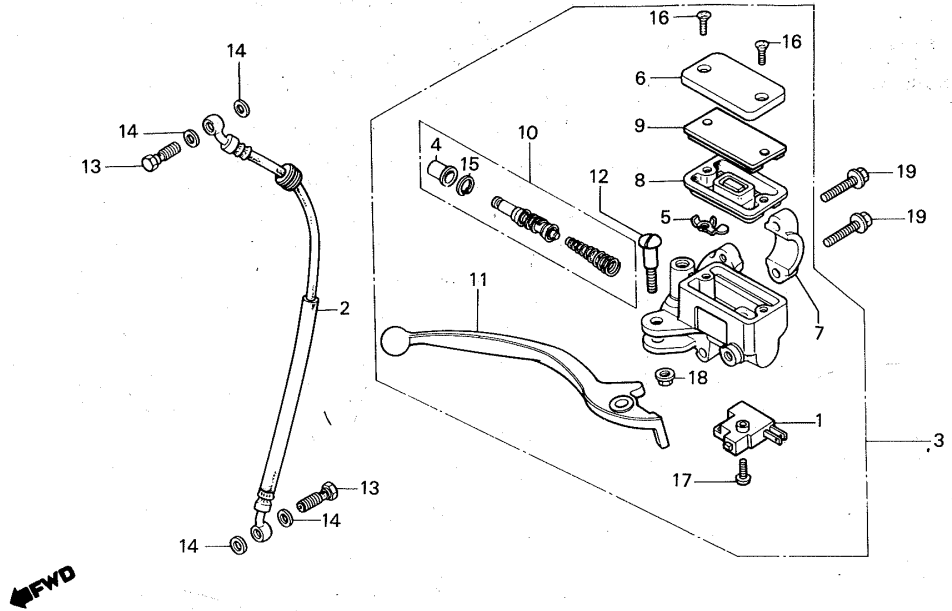
Service item	F.R.T.	Ref. No.	Part No.	Description	Reqd. No. NS125F 6	Serial No.	Area code
SWITCH ASSY., FR. STOP	0.1	1	35340-MA5-671	SWITCH ASSY., FR. STOP	1		
• DIAPHRAGM		* 2	45125-KR1-600	HOSE COMP., FR. BRAKE	(1)		
• LEVER, R. STEERING HANDLE		* 3	45500-KR1-760	CYLINDER ASSY., FR. MASTER	(1)		
HOSE COMP., FR. BRAKE	0.4	* 4	45504-KB9-960	BOOT	(1)		
• CYLINDER SET, MASTER		* 5	45512-KB9-960	PROTECTOR	(1)		
CYLINDER ASSY., FR. MASTER	0.3	* 6	45513-KR1-760	CAP, MASTER CYLINDER	(1)		
		* 7	45517-KB9-960	HOLDER, MASTER CYLINDER	(1)		
		* 8	45520-KB9-960	DIAPHRAGM	(1)		
		* 9	45521-KR1-760	PLATE, DIAPHRAGM	(1)		
		10	45530-KB9-960	CYLINDER SET, MASTER	(1)		
		* 11	53175-KR1-760	LEVER, R. STEERING HANDLE	(1)		
		* 12	90114-KR1-760	BOLT, HANDLE LEVER	(1)		
		* 13	90145-KB9-960	BOLT, OIL, 10X28	(2)		FI,SD,SW
			90145-KR1-600	BOLT, OIL, 10X22	(2)		E
		14	90545-KR1-600	WASHER, OIL BOLT	(4)		
		* 15	90651-KB9-960	CIRCLIP	(1)		
		16	93600-04012-1G	SCREW, FLAT, 4X12	(2)		
		17	93893-04012-18	SCREW-WASHER, 4X12	(1)		

3

E 11

F-4

Front brake master cylinder
Maitre cylindre de frein avant
Vorderradbremse-Hauptzylinder
Cilindro maestro freno anteriore



BKR1-17

3

Service item	F.R.T.	Ref. No.	Part No.	Description	Reqd. No. NS125F 6	Serial No.	Area code
		18	94050-06000	NUT, FLANGE, 6MM	(1)		
		19	95700-06025-07	BOLT, FLANGE, 6X25	2		

E 12

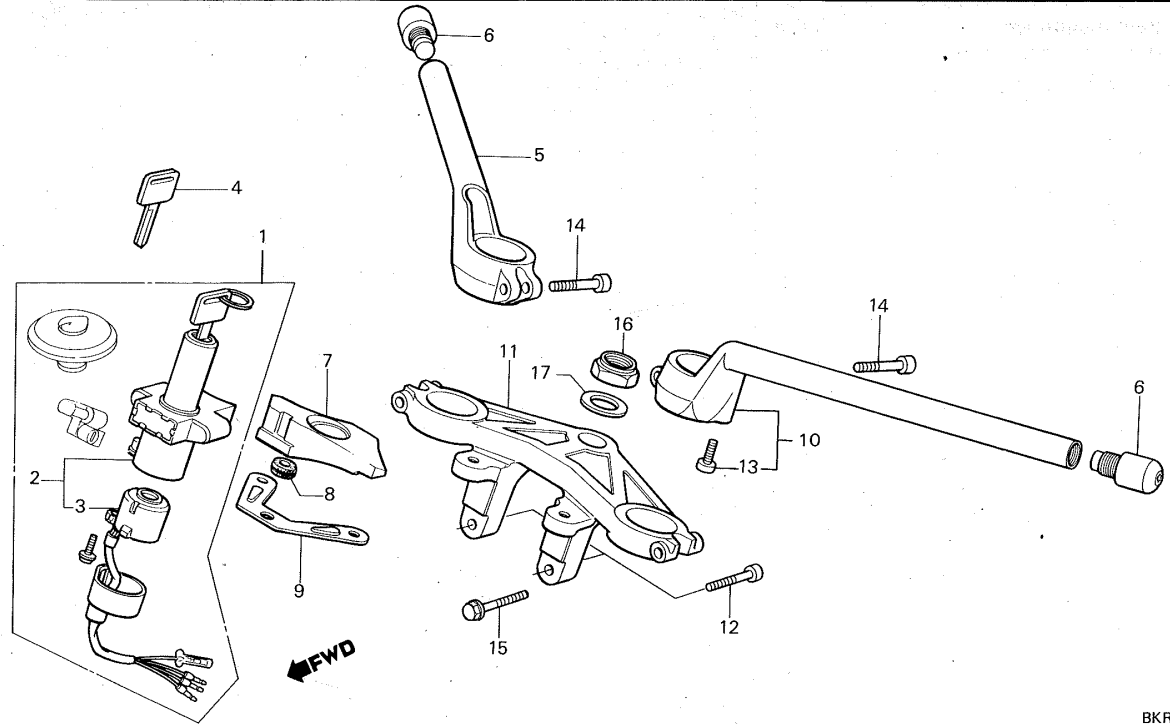
F-5

Handle pipe • Top bridge

Guidon • Haut de fourche

Lenkrohr • Obere Brücke

Manubrio • Trapezio superiore sterzo



BKR1-18

3

Service item	F.R.T.	Ref. No.	Part No.	Description	Reqd. No. NS125F 6	Serial No.	Area code
KEY SET	0.8	1	35010-KR1-680	KEY SET	1	-----	FI,SD
SWITCH ASSY., COMBINATION & LOCK	0.4	2	35010-KR1-761	KEY SET	1	-----	E,SW
• BASE COMP., CONTACT				SWITCH ASSY., COMBINATION & LOCK	1	-----	FI,SD
• PIPE COMP., L. HANDLE				SWITCH ASSY., COMBINATION & LOCK	1	-----	E,SW
PIPE COMP., R. HANDLE	0.3		35100-KR1-760	SWITCH ASSY., COMBINATION & LOCK	1	-----	E,SW
BRIDGE, FORK TOP	0.5	3	35101-KR1-760	BASE COMP., CONTACT	1	-----	FI,SD
		4	35121-KB7-810	KEY, BLANK (TYPE 1)	1	-----	E,SW
			35122-KB7-810	KEY, BLANK (TYPE 2)	1	-----	E,SW
			35121-KE1-820	KEY, BLANK	1	-----	FI,SD
		* 5	53100-KR1-760	PIPE COMP., R. HANDLE	(1)	-----	
		* 6	53105-KR1-760	END, STEERING HANDLE	(2)	-----	
		* 7	53132-KR1-760	COVER, IGNITION	(1)	-----	
		* 8	53133-KR1-760	GROMMET, IGNITION COVER	(1)	-----	
		* 9	53134-KR1-760	STAY, IGNITION COVER	(1)	-----	
		* 10	53150-KR1-760	PIPE COMP., L. HANDLE	(1)	-----	
		* 11	53230-KR1-760	BRIDGE, FORK TOP	(1)	-----	
		12	90081-KE1-000	BOLT, SOCKET, 8X20	2	-----	E,SW

E 13

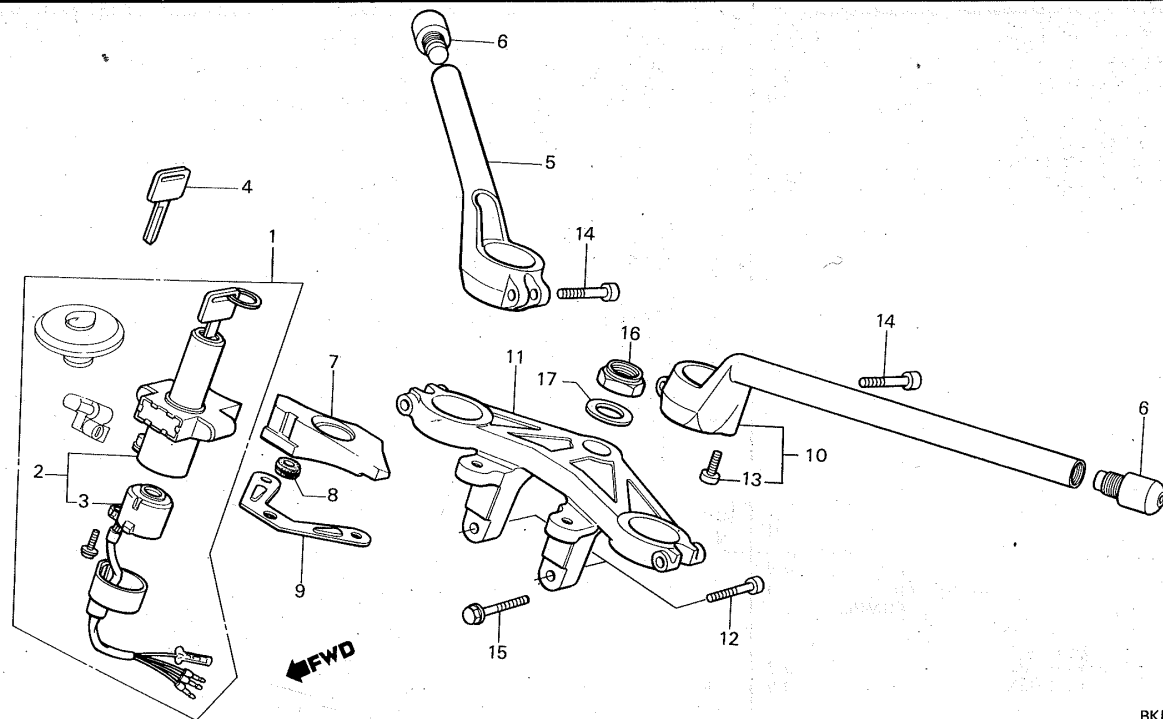
F-5

Handle pipe • Top bridge

Guidon • Haut de fourche

Lenkrohr • Obere Brücke

Manubrio • Trapezio superiore sterzo



BKR1-18

3

Service item	F.R.T.	Ref. No.	Part No.	Description	Reqd. No. NS125F 6	Serial No.	Area code
			90105-KE1-721	BOLT, COMBINATION SWITCH	2	-----	FI,SD
				SETTING	2		
		13	90111-MJ6-700	BOLT, SOCKET, 8X10	2		
		14	90124-MJ4-000	BOLT, SOCKET, 8X30	2		
		15	90155-KR1-760	BOLT, FLANGE, 7X41	(2)		
		16	90304-159-000	NUT, STEERING STEM	1		
		17	90503-011-000	WASHER, STEERING STEM	1		

E 14

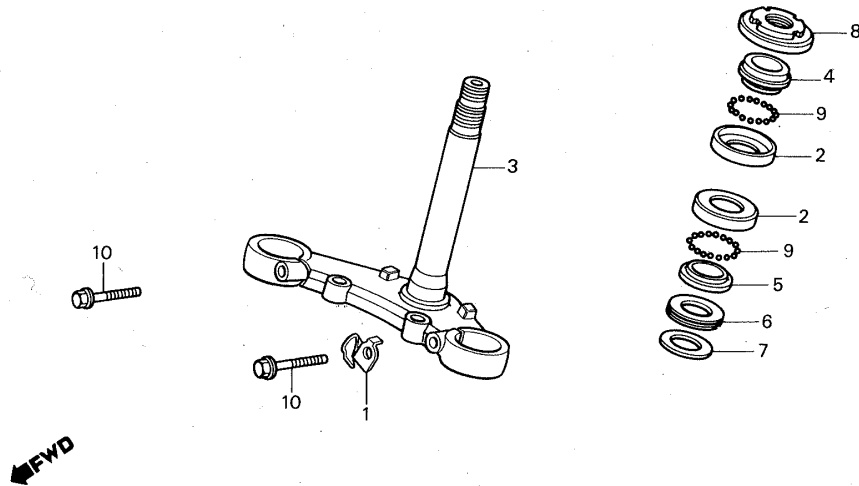
F-6

Steering stem

Tige de direction

Steuerkopfschaft

Trapezio inferiore sterzo



BKK4-12A

3

Service item	F.R.T.	Ref. No.	Part No.	Description	Reqd. No. NS125F g	Serial No.	Area code
RACE, STEERING BALL (ONE OR ALL)	0.8	* 1	45127-KR1-760	CLIP COMP., BRAKE HOSE	(1)		
		2	50301-041-010	RACE, STEERING BALL	(2)		
• RACE, STEERING BOTTOM CONE		* 3	53200-KR1-760	STEM COMP., STEERING	(1)		
STEM COMP., STEERING	1.1	4	53211-028-010	RACE, STEERING TOP CONE	(1)		
RACE, STEERING TOP CONE	0.5	5	53212-030-010	RACE, STEERING BOTTOM CONE	(1)		
• THREAD COMP., STEERING HEAD		6	53214-001-010	DUST SEAL, STEERING HEAD	(1)		
	TOP	7	53215-001-000	WASHER, STEERING HEAD			
		8	53220-074-000	THREAD COMP., STEERING HEAD	1		
		9	96211-06000	BALL, STEEL, #6 (3/16)	(42)		
		10	96400-08035-00	BOLT, FLANGE, 8X35	2		

E 15

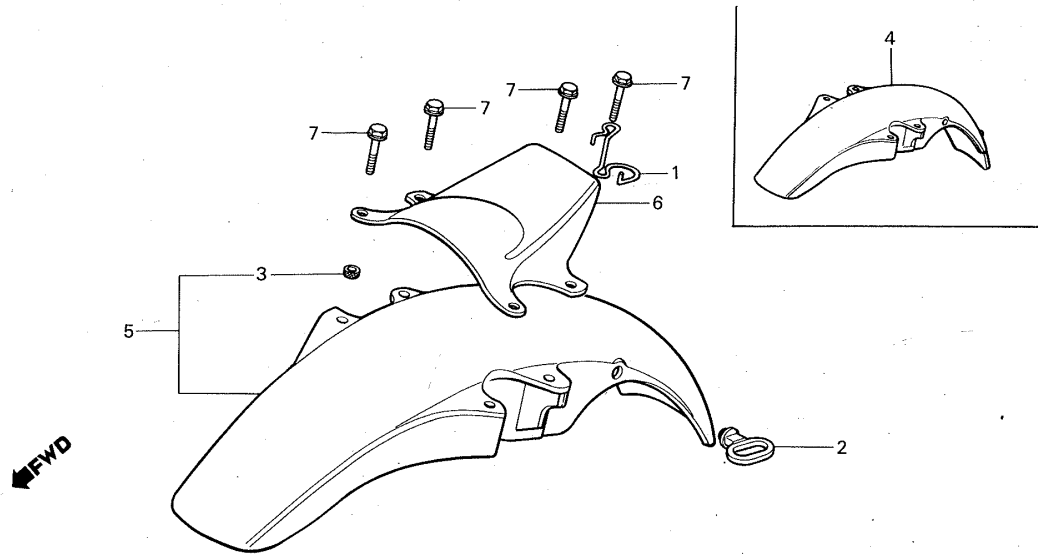
F-7

Front fender

Garde-boue avant

Vorderer Kotflügel

Parafango anteriore



BKR1-19

3

Service item	F.R.T.	Ref. No.	Part No.	Description	Reqd. No. NS125F g	Serial No.	Area code
FENDER COMP., FR.	0.1	* 1	45156-KR1-760	CLIP, FR. BRAKE HOSE	(1)		
• FENDER, FR.		2	45451-GE2-000	GROMMET, WIRE	(1)		
• STAY, FR. FENDER		* 3	52156-KR1-760	COLLAR, 6X4	(4)		
		4	61000-KR1-690ZA	FENDER COMP., FR. *R-110*	(1)	-----	FI
			61000-KR1-690ZB	FENDER COMP., FR. *NH-138*	(1)	-----	FI
		* 5	61100-KR1-760ZA	FENDER, FR. *NH-138*	(1)	-----	E,SD,SW
		*	61100-KR1-760ZB	FENDER, FR. *R-110*	(1)	-----	E,SD,SW
		* 6	61102-KR1-760	STAY, FR. FENDER	(1)		
		7	96000-06016-00	BOLT, FLANGE, 6X16	4		

E 16

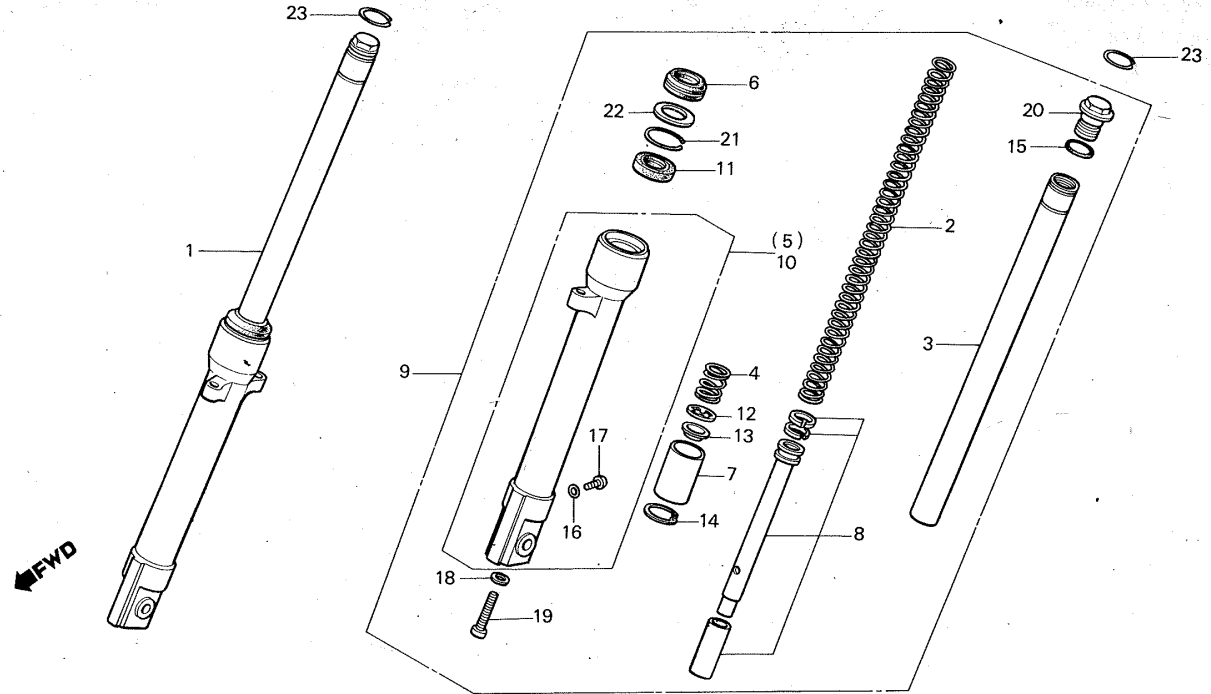
F-8

Front fork

Fourche avant

Vordergabel

Forcella anteriore



BKR1-20

3

Service item	F.R.T.	Ref. No.	Part No.	Description	Reqd. No. NS125F 6	Serial No.	Area code
FORK ASSY., FR.	0.4	* 1	51400-KR1-761	FORK ASSY., R. FR.	(1)		
(ADD 0.1 FOR EACH.)		* 2	51401-KR1-761	SPRING, FR. CUSHION	(2)		
SPRING, FR. CUSHION	0.2	* 3	51410-KR1-761	PIPE, FR. FORK	(2)		
PIPE, FR. FORK	0.7	* 4	51412-KR1-761	SPRING, REBOUND	(2)		
(ADD 0.4 FOR EACH.)		* 5	51420-KR1-761	CASE, R. BOTTOM	(1)		
CASE, BOTTOM	0.8						
(ADD 0.5 FOR EACH.)		* 6	51425-KR1-761	SEAL, DUST	(2)		
OIL SEAL		* 7	51432-KR1-761	PIECE, OIL LOCK	(2)		
(ADD 0.5 FOR EACH.)		* 8	51440-KR1-761	PIPE	(2)		
		* 9	51500-KR1-761	FORK ASSY., L. FR.	(1)		
		* 10	51520-KR1-761	CASE, L. BOTTOM	(1)		
		11	51602-KB1-910	OIL SEAL	(2)		
		* 12	51603-KB1-910	RING	(2)		
		* 13	51604-KR1-761	VALVE	(2)		
		14	51606-KB1-910	CIRCLIP, 27MM	(2)		
		* 15	51609-KB9-960	O-RING	(2)		
		16	51614-KB1-910	O-RING, 2021	(2)		
		17	51615-KB1-910	BOLT, 6X7	(2)		
		18	51616-KB1-910	WASHER	(2)		

F 1

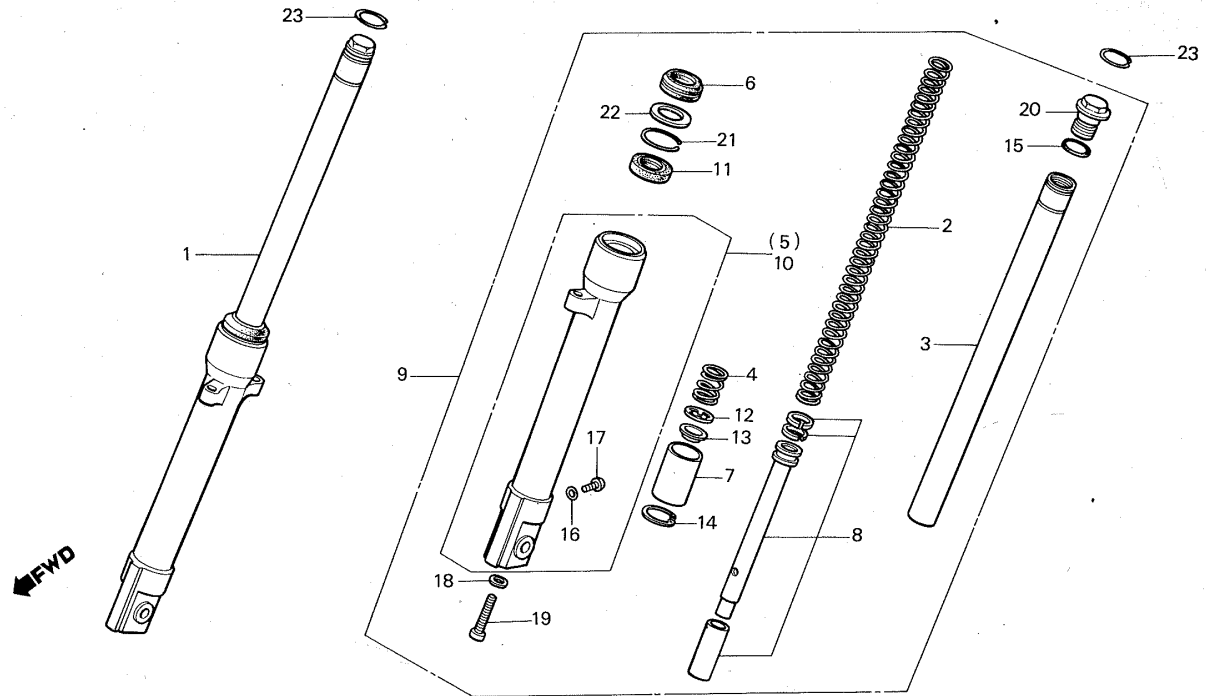
F-8

Front fork

Fourche avant

Vordergabel

Forcella anteriore



BKR1-20

3

Service item	F.R.T.	Ref. No.	Part No.	Description	Reqd. No. NS125F 6	Serial No.	Area code
		*19	90116-KR1-761	BOLT, SOCKET, 10MM	(2)		
		*20	90127-KR1-761	PLUG, FR. FORK	(2)		
		*21	90601-KR1-761	CIRCLIP	(2)		
		*22	90602-KR1-761	WASHER, DUST SEAL	(2)		
		23	90651-KR1-760	RING, SNAP	2		

F 2

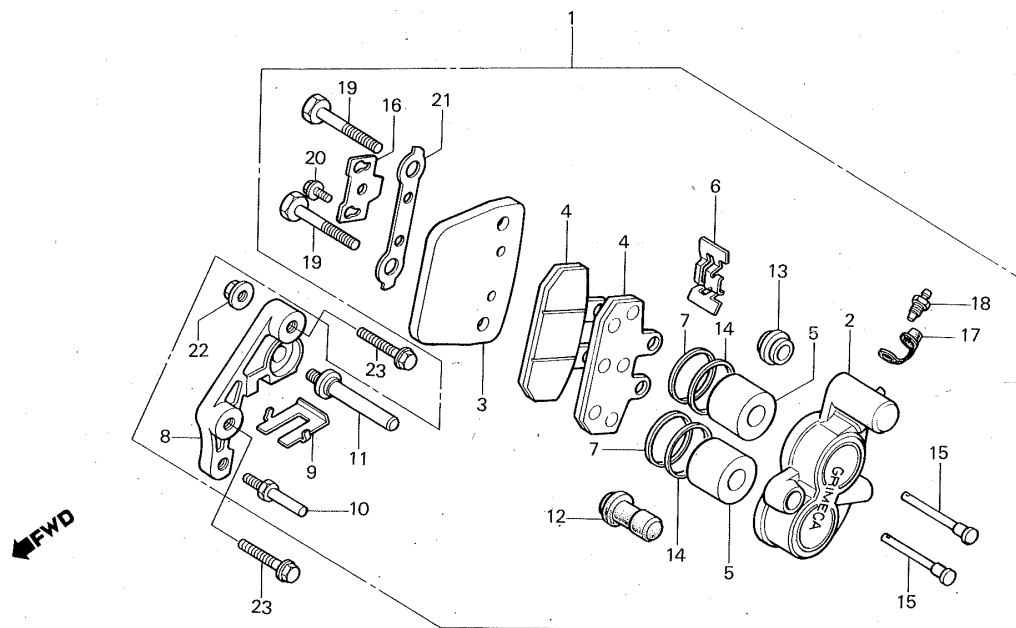
F-9

Front brake caliper

Etrier de frein avant

Vorderradbremssattel

Pinza freno anteriore



BKR1-21

Service item	F.R.T.	Ref. No.	Part No.	Description	Reqd. No. NS125F G	Serial No.	Area code
CALIPER ASSY., L. FR.	0.3	1	45100-KR1-601	CALIPER ASSY., L. FR.	(1)		
BODY, CALIPER	0.5		45100-KR1-602	CALIPER ASSY., L. FR.	(1)		
PAD COMP., FR. BRAKE	0.2	* 2	45101-KB9-960	BODY, CALIPER	(1)		
BRACKET COMP., FR.		* 3	45102-KS3-900	PLATE, BACK	(2)		
PISTON	0.4	* 4	45105-KB9-960	PAD COMP., FR. BRAKE	(2)		
(ADD 0.1 FOR EACH.)			45105-KR1-861	PLATE, FR. (JB)	(2)		
(INC. RELATIVE PART)		* 5	45107-KB9-960	PISTON	(2)		
		* 6	45108-KB9-960	SPRING, PAD	(1)		
		* 7	45109-KB9-960	SEAL, DUST	(2)		
		* 8	45110-KR1-760	BRACKET COMP., FR.	(1)		
		* 9	45112-KB9-960	RETAINER	(1)		
		* 10	45131-KB9-960	PIN A, BOLT	(1)		
		* 11	45132-KS3-900	PIN, BOLT (B)	(1)		
		12	45133-KB9-960	BUSH, PIN	(1)		
		13	45134-KB9-960	BOOT	(1)		
		14	45209-KB9-960	SEAL, PISTON	(2)		
		* 15	45215-KS3-900	PIN, HANGER	(2)		
		* 16	45217-KS3-900	PLATE, HANGER PIN	(1)		

3

F 3

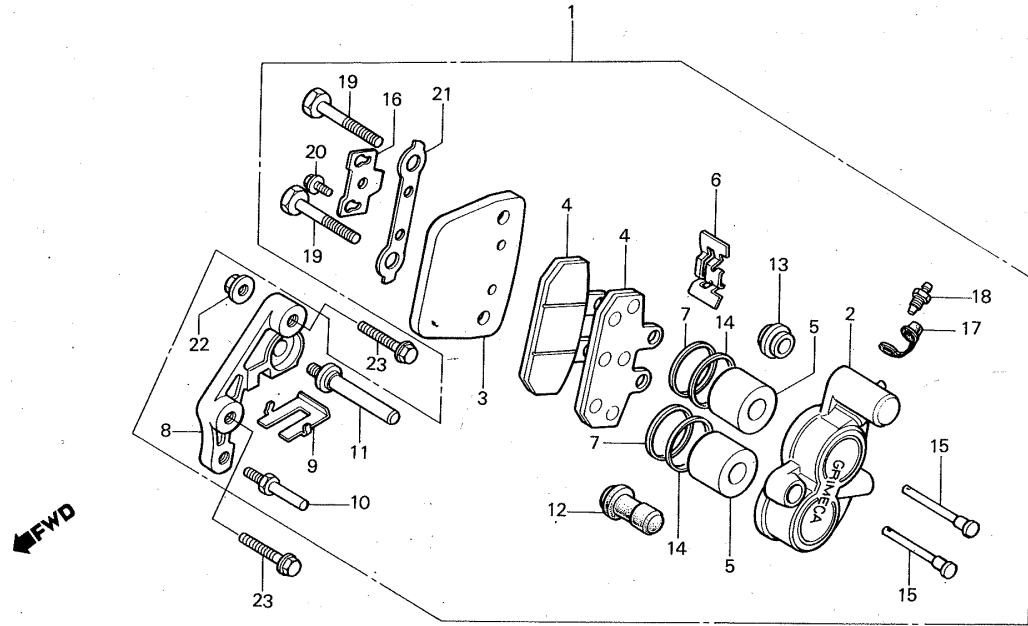
F-9

Front brake caliper

Etrier de frein avant

Vorderradbremssattel

Pinza freno anteriore



BKR1-21

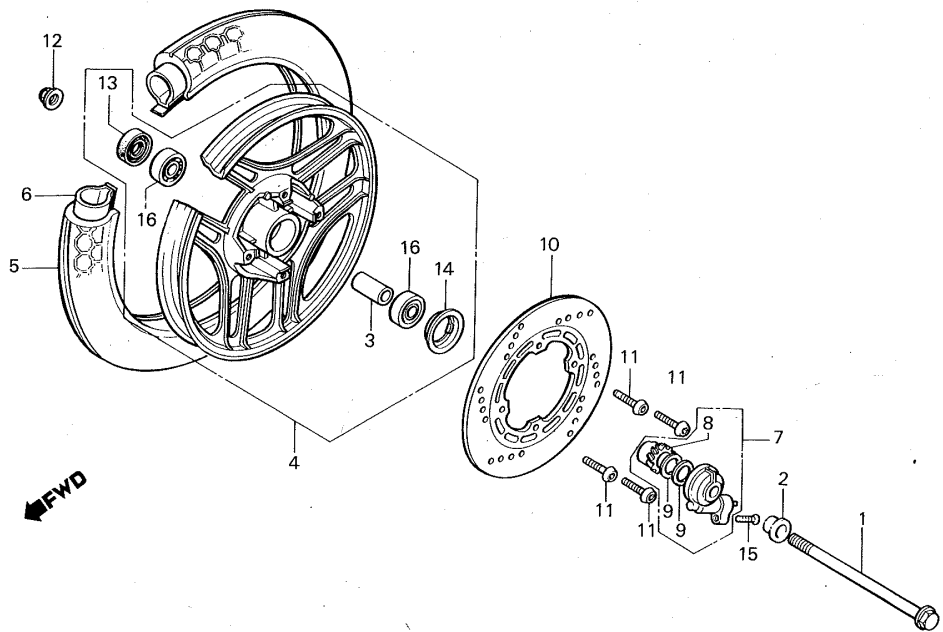
3

Service item	F.R.T.	Ref. No.	Part No.	Description	Reqd. No. NS125F	Serial No.	Area code
		17	45353-KB9-960	CAP, BLEEDER	(1)		
		18	45354-KB9-960	BLEEDER	(1)		
		19	90103-KB9-960	BOLT, FR. CALIPER	(2)		
		20	90112-KS3-900	BOLT, FLANGE, 6X10	1		
		*21	90511-KS3-900	WASHER, TONGUED	(1)		
		22	94050-08000	NUT, FLANGE, 8MM	1		
		23	96400-08035-00	BOLT, FLANGE, 8X35	(2)		

F 4

F-10

Front wheel
Roue avant
Vorderrad
Ruota anteriore



BKR1-22

3

Service item	F.R.T.	Ref. No.	Part No.	Description	Reqd. No. NS125F G	Serial No.	Area code
AXLE, FR. WHEEL	0.2	1	44301-KR1-600	AXLE, FR. WHEEL	1		
• BOX ASSY., SPEEDOMETER GEAR		* 2	44312-KR1-760	COLLAR, FR. WHEEL SIDE	(1)		
COLLAR, FR. AXLE DISTANCE	0.4	* 3	44620-KR1-760	COLLAR, FR. AXLE DISTANCE	(1)		
• DISK, FR. BRAKE		* 4	44650-KR1-760	WHEEL COMP., FR.	(1)		
• BEARING, RADIAL BALL, 6201U (ADD 0.1 FOR EACH.)		* 5	44711-KR1-761	TIRE, FR. (3.25-16 M38 MICHELIN)	(1)		
WHEEL COMP., FR.	1.0	*	44711-KR1-762	TIRE, FR. (3.25-16 MT15 PIRELLI)	(1)		
TIRE, FR.	0.9	*	44711-KR1-763	TIRE, FR. (3.25-16 METZEER)	(1)		
• TUBE, TIRE		* 6	44712-KR1-761	TUBE, TIRE (3.25-16 MICHELIN)	(1)		
		*	44712-KR1-762	TUBE, TIRE (3.25-16 PIRELLI)	(1)		
		*	44712-KR1-763	TUBE, TIRE (3.25-16 METZEER)	(1)		
		* 7	44800-KR1-760	BOX ASSY., SPEEDOMETER GEAR	(1)		
		* 8	44806-KR1-760	GEAR, SPEEDOMETER	(1)		

F 5

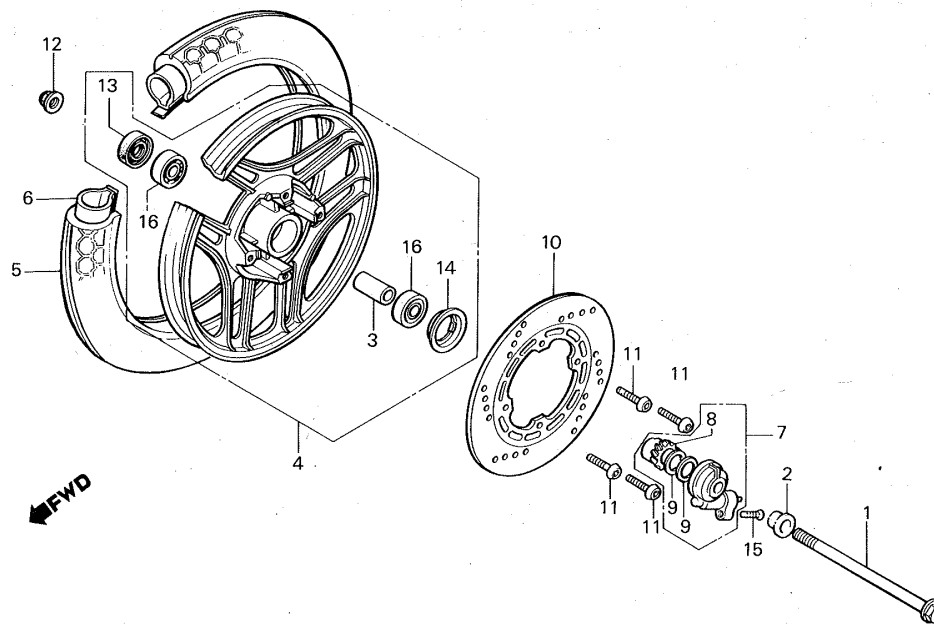
F-10

Front wheel

Roue avant

Vorderrad

Ruota anteriore



BKR1-22

Service item	F.R.T.	Ref. No.	Part No.	Description	Reqd. No. NS125F 6	Serial No.	Area code
		9	44809-170-003	WASHER, SPEEDOMETER GEAR	(2)		
		* 10	45121-KR1-760	DISK, FR. BRAKE	(1)		
		11	90105-KR1-760	BOLT, SPECIAL, 6X25	4		
		12	90306-KF0-003	NUT, FLANGE, 12MM	1		
		13	90754-GE1-003	DUST SEAL, 20X32X5	(1)		
		* 14	91258-KM1-003	SEAL, SPEEDOMETER GEAR BOX	(1)		
			91258-KM1-004	SEAL, SPEEDOMETER GEAR BOX	(1)		
		15	93700-05020-0A	SCREW, OVAL, 5X20	1		
		16	96140-62010-10	BEARING, RADIAL BALL, 6201U	(2)		

3

F 6

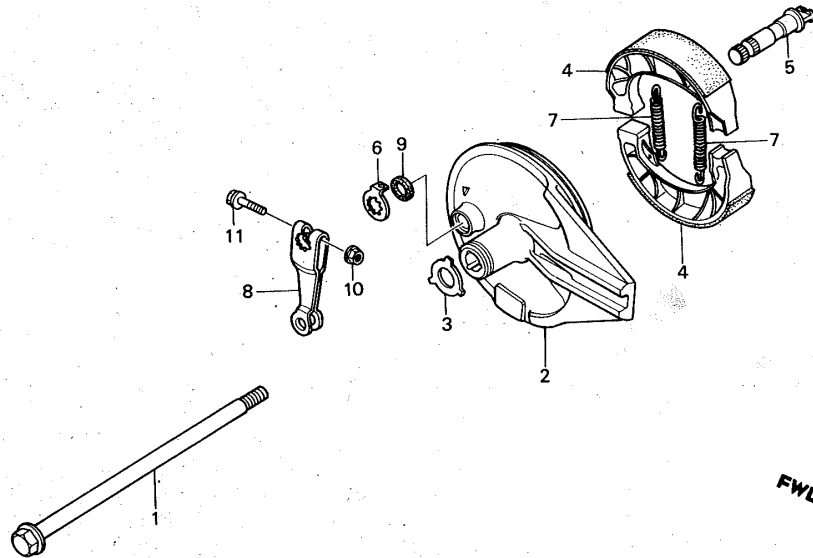
F-11

Rear brake panel

Plateau de frein arrière

Hinterradbremserankerplatte

Piatto portaceppi posteriore



BKR1-23

3

Service item	F.R.T.	Ref. No.	Part No.	Description	Reqd. No. NS125F 6	Serial No.	Area code
AXLE, RR. WHEEL	0.3	1	42301-KR1-600	AXLE, RR. WHEEL	1		
• ARM, RR. BRAKE		* 2	43100-KR1-760	PANEL COMP., RR. BRAKE	(1)		
PANEL COMP., RR. BRAKE	0.5	3	43104-KE1-000	WASHER, RR. BRAKE PANEL	(1)		
(INC. RELATIVE PART)		4	43120-KS3-901	PLATE, RR. (JB 110109F)	(2)		
• SHOE COMP., BRAKE		5	43141-KB9-000	CAM, RR. BRAKE	(1)		
(ONE OR ALL)		* 6	43145-KR1-760	INDICATOR, RR. BRAKE	(1)		
		7	45133-028-000	SPRING, BRAKE SHOE	2		
		* 8	43410-KR1-760	ARM, RR. BRAKE	(1)		
		9	45134-250-000	DUST SEAL, BRAKE CAM	(1)		
		10	94050-06000	NUT, FLANGE, 6MM	(1)		
		11	95700-06032-00	BOLT, FLANGE, 6X32	(1)		

F 7

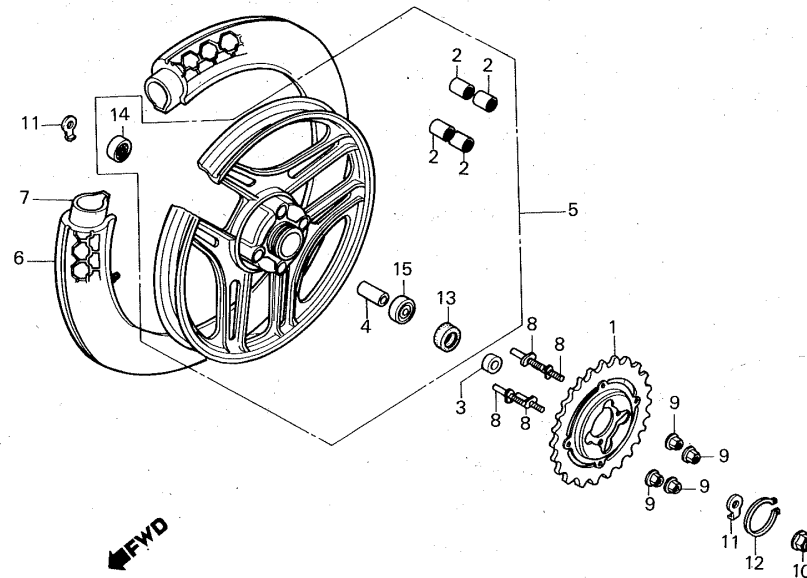
F-12

Rear wheel

Roue arrière

Hinterrad

Ruota posteriore



BKR1-24

3

Service item	F.R.T.	Ref. No.	Part No.	Description	Reqd. No. NS125F 6	Serial No.	Area code
SPROCKET COMP., FINAL DRIVEN	0.5	* 1	41200-KR1-600	SPROCKET COMP., FINAL DRIVEN	(33T)	(1) -----	E
• COLLAR, RR. AXLE DISTANCE							
• BEARING, RADIAL BALL (ADD 0.1 FOR EACH.)		* 2	41200-KR1-760	SPROCKET COMP., FINAL DRIVEN	(35T)	(1) -----	FI,SD,SW
WHEEL COMP., RR.	1.1	2	41241-KB4-003	BUSH, RR. WHEEL DAMPER	4		
TIRE, RR.	1.0	3	42312-KK4-000	COLLAR, RR. WHEEL SIDE	(1)		
• TUBE, TIRE		4	42620-437-000	COLLAR, RR. AXLE DISTANCE	(1)		
		* 5	42650-KR1-760	WHEEL COMP., RR.	(1)		
		* 6	42711-KR1-761	TIRE, RR. (3.50-18 M38 MICHELIN)	(1)		
		* 7	42711-KR1-762	TIRE, RR. (3.50-18 MT15 PIRELLI)	(1)		
		* 8	42711-KR1-763	TIRE, RR. (3.50-18 METZEER)	(1)		
		* 9	42712-KR1-761	TUBE, TIRE (3.25/3.50/4.10-18 MICHELIN)	(1)		
		* 10	42712-KR1-762	TUBE, TIRE (3.25/3.50/4.10-18 PIRELLI)	(1)		

F 8

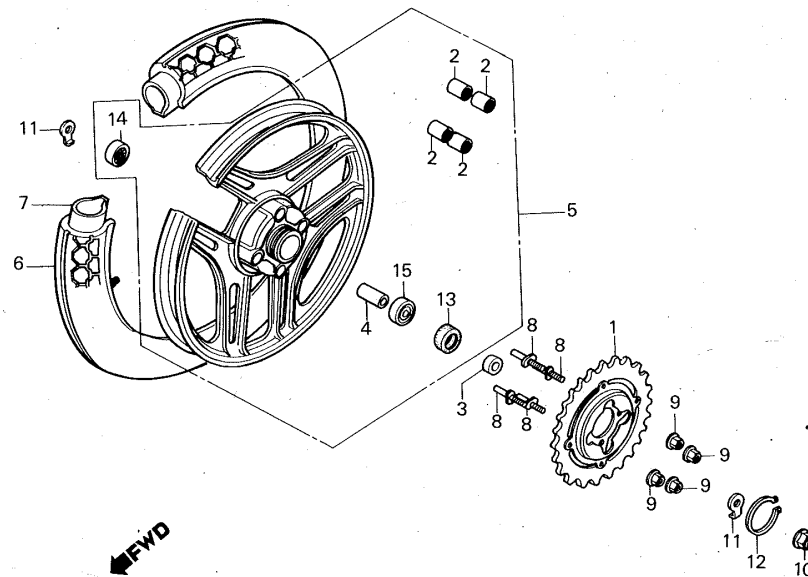
F-12

Rear wheel

Roue arrière

Hinterrad

Ruota posteriore



BKR1-24

3

Service item	F.R.T.	Ref. No.	Part No.	Description	Reqd. No. NS125F 6	Serial No.	Area code
		*	42712-KR1-763	TUBE, TIRE (METZEER)	(1)		
		8	90128-382-670	BOLT, DRIVEN SPROCKET FIXING	4		
		9	90304-GE8-003	NUT, U, 10MM	4		
		10	90305-GE8-003	NUT, FLANGE, 14MM	1		
		* 11	90504-KR1-600	WASHER, RR. AXLE	(2)		
		12	90664-216-000	CIRCLIP, 58MM	(1)		
		13	91257-230-003	OIL SEAL, 28X42X7	(1)		
		14	96140-62020-10	BEARING, RADIAL BALL, 6202U	(1)		
		15	96140-63020-10	BEARING, RADIAL BALL, 6302U	(1)		

F 9

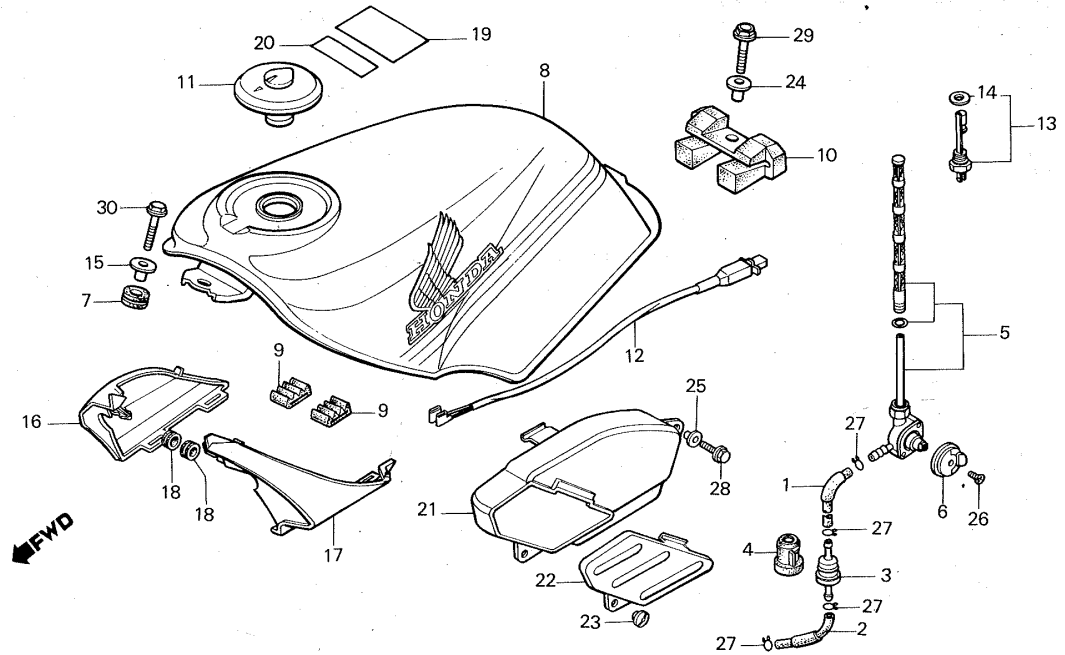
F-13

Fuel tank

Réservoir d'essence

Benzintank

Serbatoio carburante



BKR1-25

3

Service item	F.R.T.	Ref. No.	Part No.	Description	Reqd. No. NS125F 6	Serial No.	Area code
STRAINER COMP., FUEL	0.1	1	16905-KR1-760	TUBE A, FUEL	1		
COCK ASSY., FUEL	0.2	2	16906-KR1-760	TUBE B, FUEL	1		
BOX, GLOVE		3	16910-KR1-760	STRAINER COMP., FUEL	1		
SUB HARNESS A	0.3	4	16915-GB2-000	SUSPENSION, STRAINER	1		
SENSOR, FUEL RESERVE	0.4	* 5	16950-KR1-762	COCK ASSY., FUEL	(1)		
		* 6	16963-KR1-760ZA	LEVER ASSY., FUEL COCK *NH-138/TYPE 1*	(1)		
		* 6	16963-KR1-760ZB	LEVER ASSY., FUEL COCK *R-110/TYPE 2*	(1)		
		7	17245-107-010	RUBBER, AIR CLEANER CASE MOUNTING	(1)		
		* 8		TANK ASSY., FUEL *R-110*	(1)		
		* 8		TANK ASSY., FUEL *PB-162*	(1)		
		* 9	17516-KR1-760	CUSHION, FUEL TANK SIDE	(2)		
		* 10	17613-KR1-760	CUSHION, FUEL TANK RR.	(1)		

F 10

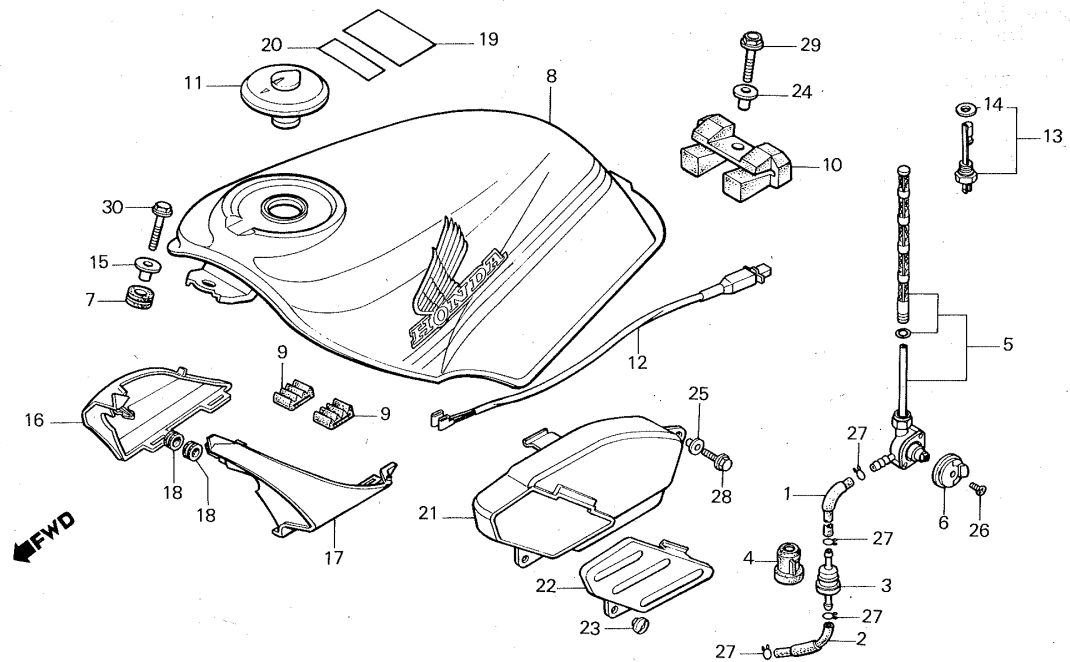
F-13

Fuel tank

Réservoir d'essence

Benzintank

Serbatoio carburante



BKR1-25

3

Service item	F.R.T.	Ref. No.	Part No.	Description	Reqd. No. NS125F	Serial No.	Area code
		11	17620-460-057	CAP COMP., FUEL FILLER	1		
		* 12	32101-KR1-760	SUB HARNESS A	(1)		
		13	37810-KR1-761	SENSOR, FUEL RESERVE	1		
		14	37811-MB1-008	PACKING, FUEL RESERVE SENSOR	1		
		15	61104-422-000	COLLAR, SETTING	1		
		* 16	61401-KR1-760	COVER, R. FR. SIDE	(1)		
		* 17	61402-KR1-760	COVER, L. FR. SIDE	(1)		
		18	83551-MB9-000	GROMMET	(2)		
		* 19	87512-KR1-600	MARK, ACCESSORIES & LOADING			
		20	87560-181-760ZB	MARK, DRIVE CAUTION *NH-0*	(1)		
		* 21	89020-KR1-760	BOX, GLOVE	(1)		
		* 22	89022-KR1-760	LID, GLOVE BOX	(1)		
		23	90302-KR1-760	NUT, SPECIAL	1		

F 11

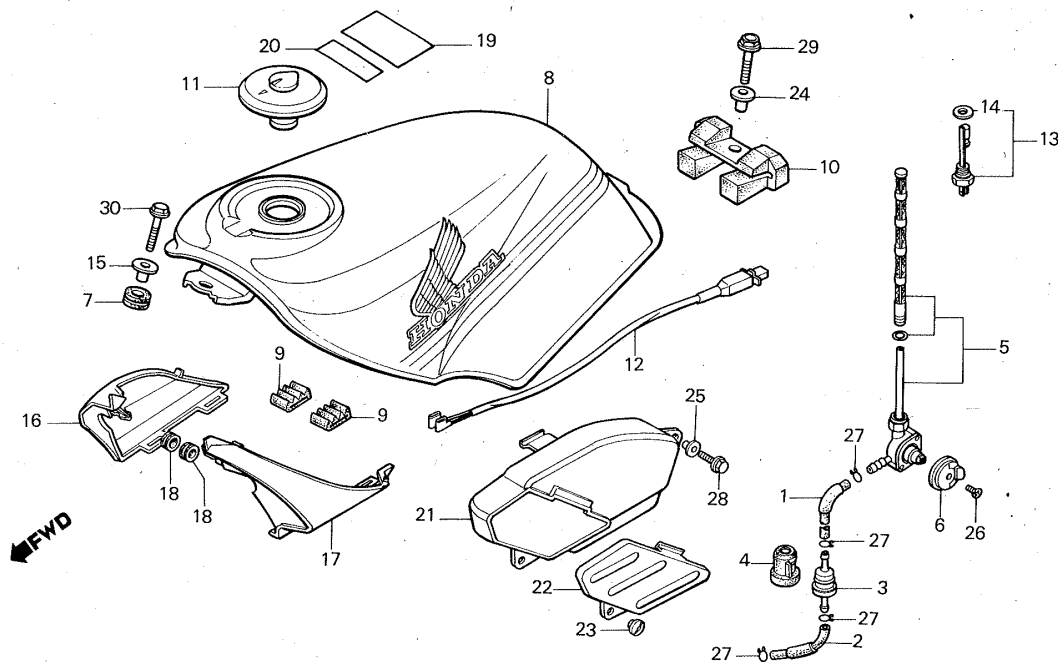
F-13

Fuel tank

Réservoir d'essence

Benzintank

Serbatoio carburante



BKR1-25

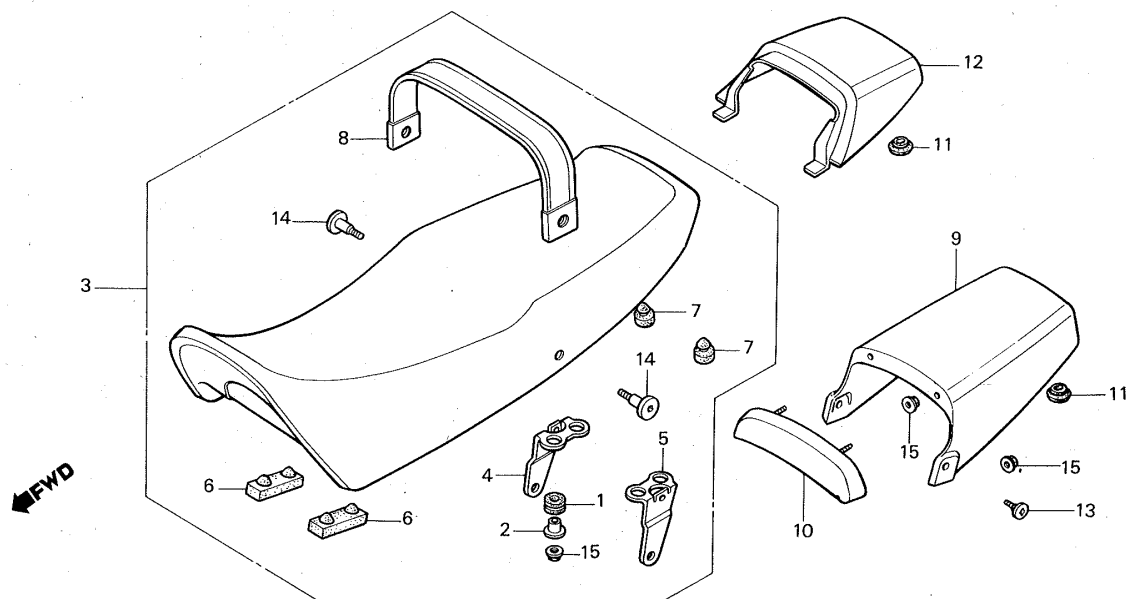
3

Service item	F.R.T.	Ref. No.	Part No.	Description	Reqd. No. NS125F 6	Serial No.	Area code
		24	90324-MA1-000	COLLAR, FUEL TANK MOUNTING	1		
		25	90522-028-000	WASHER, CHAIN CASE SETTING	1		
		26	93600-05008-0A	SCREW, FLAT, 5X8	1		
		27	95002-02100	CLIP B10, TUBE	4		
		28	95700-06012-00	BOLT, FLANGE, 6X12	1		
		29	95700-08025-00	BOLT, FLANGE, 8X25	1		
		30	96000-06022-00	BOLT, FLANGE, 6X22	1		

F 12

F-14

Seat
Siede
Sitz
Sella



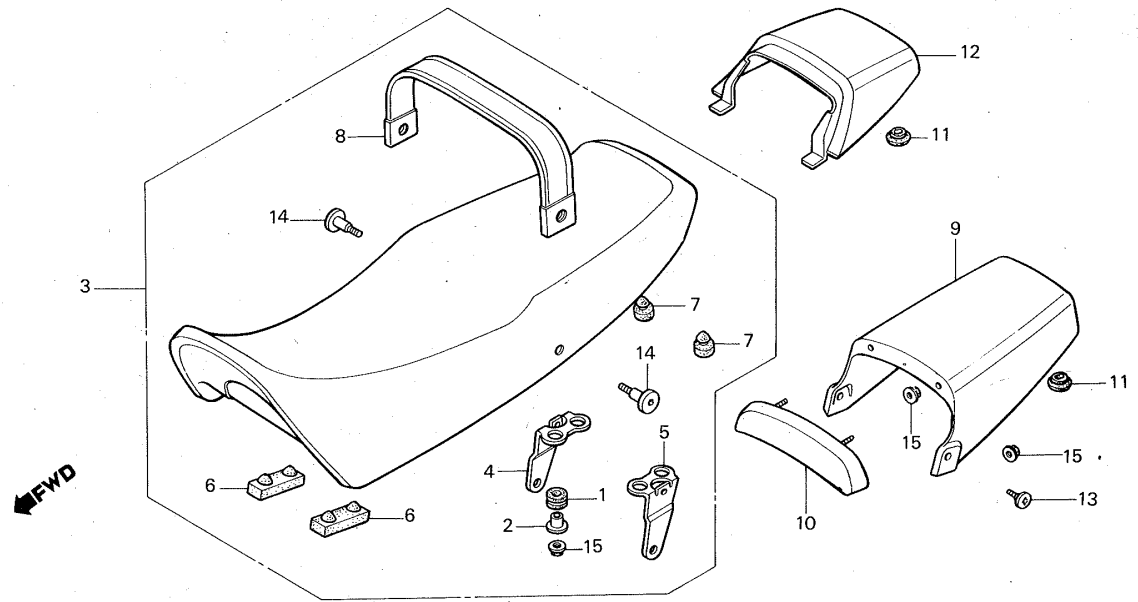
BKR1-26

3

Service item	F.R.T.	Ref. No.	Part No.	Description	Reqd. No. NS125F 6	Serial No.	Area code
SEAT ASSY., DOUBLE (INC. RELATIVE PART)	0.1	1	17245-107-010	RUBBER, AIR CLEANER CASE MOUNTING	(4)		
• COWL, SINGLE SEAT		2	61104-357-000	COLLAR, FR. FENDER	(4)		
• SEAT COMP., BACK		3	77200-KR1-600ZA	SEAT ASSY., DOUBLE *SPARK RED*	(1)		
			77200-KR1-600ZB	SEAT ASSY., DOUBLE *LUSTER BLUE*	(1)		
		4	77202-KR1-760	STAY, R. SEAT	(1)		
		5	77203-KR1-760	STAY, L. SEAT	(1)		
		6	77205-KG1-920	RUBBER B, SEAT SETTING	(2)		
		7	77206-GF0-000	RUBBER, SEAT CUSHION	(2)		
		8	77210-KR1-760ZA	BELT COMP., SEAT *SPARK RED*	(1)		
			77210-KR1-760ZB	BELT COMP., SEAT *LUSTER BLUE*	(1)		
		* 9	77350-KR1-810ZA	COWL, SINGLE SEAT *NH-138*	(1)		
		* 9	77350-KR1-810ZB	COWL, SINGLE SEAT *R-110*	(1)		
		10	77360-KR1-810ZA	SEAT COMP., BACK *SPARK RED*	(1)		

F 13**F-14**

Seat
Siede
Sitz
Sella



BKR1-26

Service item	F.R.T.	Ref. No.	Part No.	Description	Reqd. No. NS125F 6	Serial No.	Area code
			77380-KR1-810ZB	SEAT COMP., BACK *LUSTER BLUE*	(1)		
		11	83551-GF4-000	GROMMET, SIDE COVER	(2)		
		* 12	83700-KR1-760ZB	COVER, RR. *R-110*	(1)		
				(OPTIONAL PART)			
			83700-KR1-760ZC	COVER, RR. *PB-162*	(1)		
		13	90112-MC7-000	SCREW, FAIRING SETTING	2		
				(OPTIONAL PART)			
		* 14	90146-KR1-760	SCREW, BAND SETTING	(2)		
		15	94050-06000	NUT, FLANGE, 6MM	(6)		
				(OPTIONAL PART)			

3

F 14

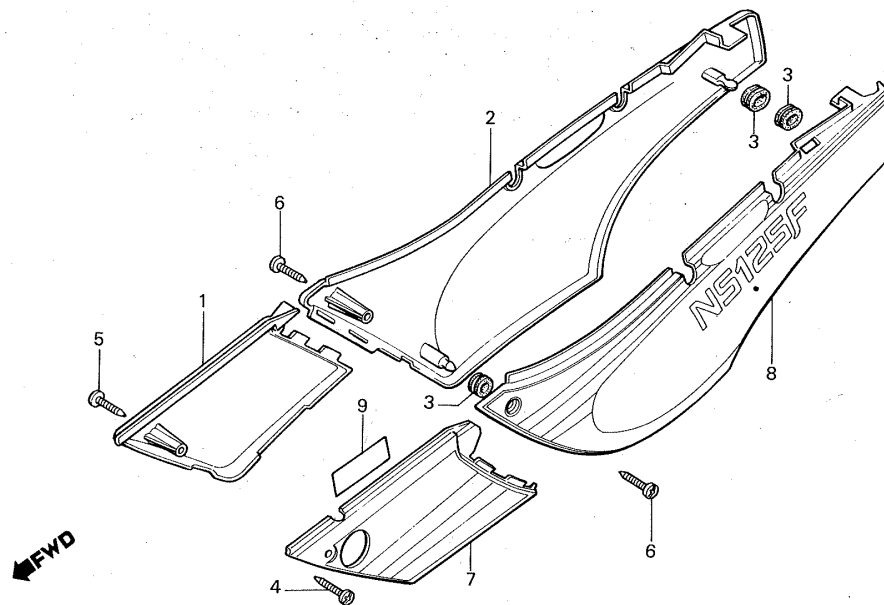
F-15

Side cover

Couvercle latéral

Seitendeckel

Coperatura laterale



BKR1-27

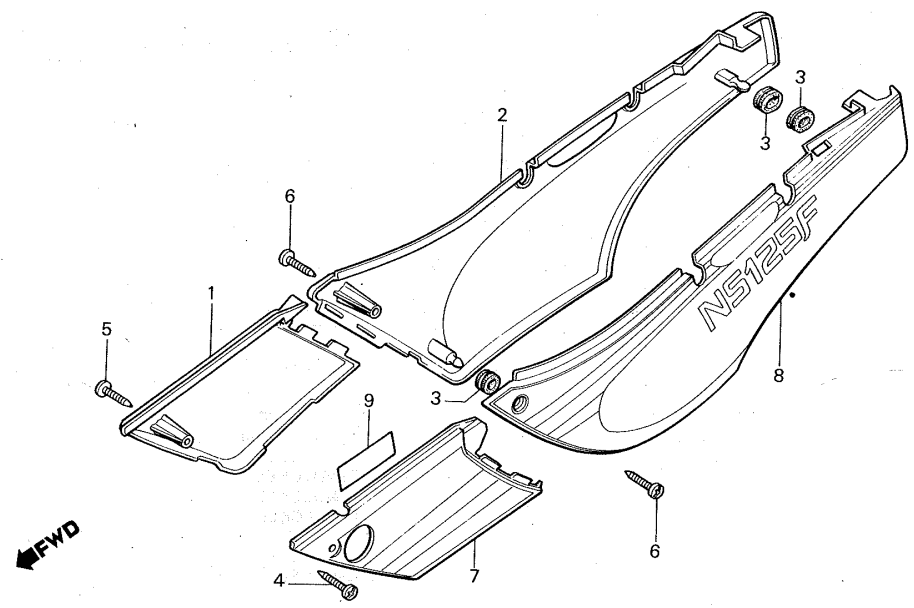
3

Service item	F.R.T.	Ref. No.	Part No.	Description	Reqd. No. NS125F 6	Serial No.	Area code
		1	83500-KR1-760ZB	COVER, R. SIDE *NH-119M-U*	(1)		
			83500-KR1-760ZC	COVER, R. SIDE *NH-138*	(1)		
		2	83550-KR1-760ZB	COVER, R. RR. SIDE *NH-119M-U*	(1)		
			83550-KR1-760ZC	COVER, R. RR. SIDE *NH-138*	(1)		
		3	83551-300-000	GROMMET, AIR CLEANER CASE	(4)		
		4	83555-KR1-760	LATCH, SIDE COVER	1		
		5	83556-KR1-760	LATCH, R. SIDE COVER	1		
		6	83557-KR1-760	LATCH, RR. SIDE COVER	2		
		7	83600-KR1-760ZB	COVER, L. SIDE *NH-119M-U*	(1)		
			83600-KR1-760ZC	COVER, L. SIDE *NH-138*	(1)		
		8	83650-KR1-760ZB	COVER, L. RR. SIDE *NH-119M-U*	(1)		
			83650-KR1-760ZC	COVER, L. RR. SIDE *NH-138*	(1)		

F 15

F-15

Side cover
 Couvercle latéral
 Seitendeckel
 Coperatura laterale



BKR1-27

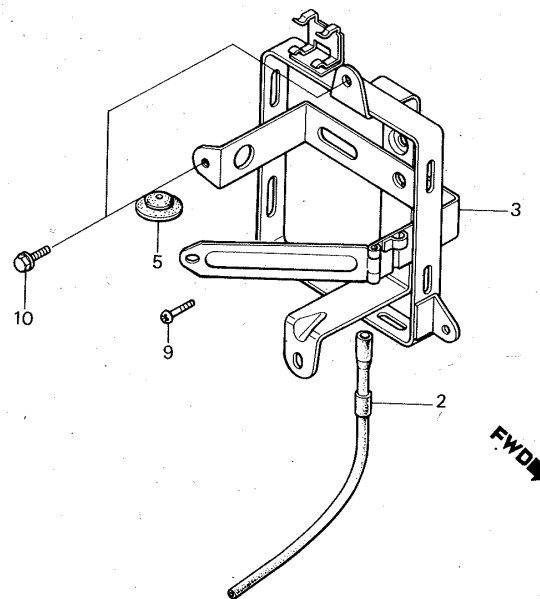
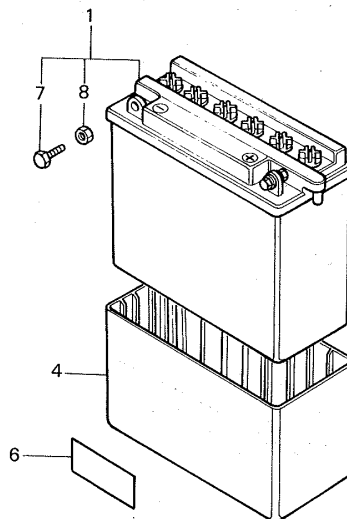
3

Service item	F.R.T.	Ref. No.	Part.No.	Description	Reqd. No. NS125F G	Serial No.	Area code
		9	87508-120-000	LABEL, AIR CLEANER CAUTION	(1)		

F 16

F-16

**Battery
Batterie
Batterie
Batteria**



BKR1-28

Service item	F.R.T.	Ref. No.	Part No.	Description	Reqd. No. NS125F 6	Serial No.	Area code
BATTERY ASSY.	0.1	1	31500-GB5-681	BATTERY ASSY. (YB5L-B)	1		
TRAY ASSY., BATTERY	0.2	2	31502-KR1-760	TUBE, BATTERY BREATHER	1		
		* 3	50320-KR1-760	TRAY ASSY., BATTERY	(1)		
		4	50327-KK4-000	CUSHION, BATTERY	(1)		
		5	83618-323-000	RUBBER, BATTERY BOX	(1)		
		* 6	87506-KR1-600	MARK, BATTERY CAUTION	(1)		
		7	90122-187-700	BOLT, BATTERY TERMINAL	2		
		8	90306-383-830	NUT, BATTERY TERMINAL	2		
		9	93500-06010-0A	SCREW, PAN, 6X10	1		
		10	95700-06010-07	BOLT, FLANGE, 6X10	3		

3

G 1

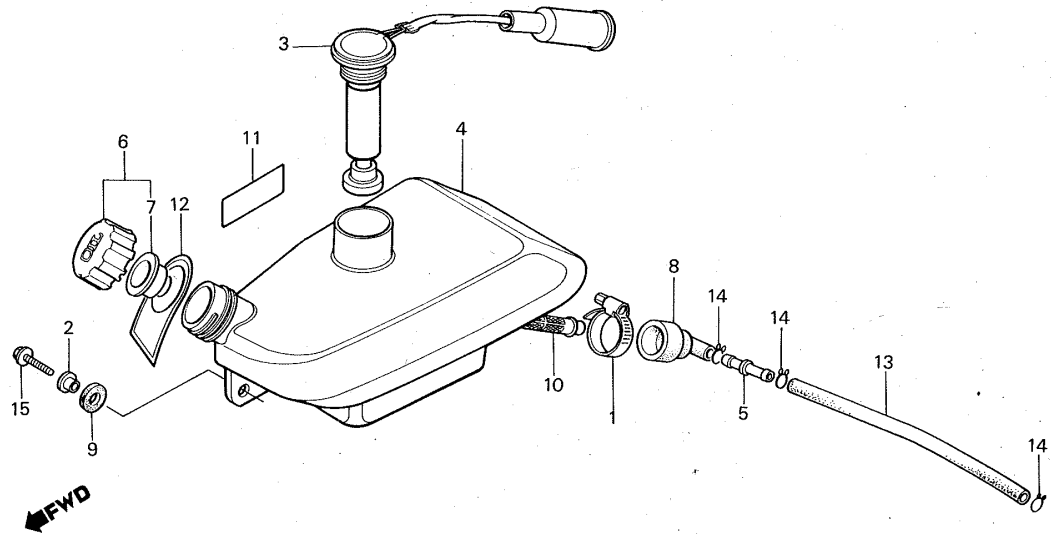
F-17

Oil tank

Réservoir d'huile

Oeltank

Serbatoio dell'olio



BKR1-29

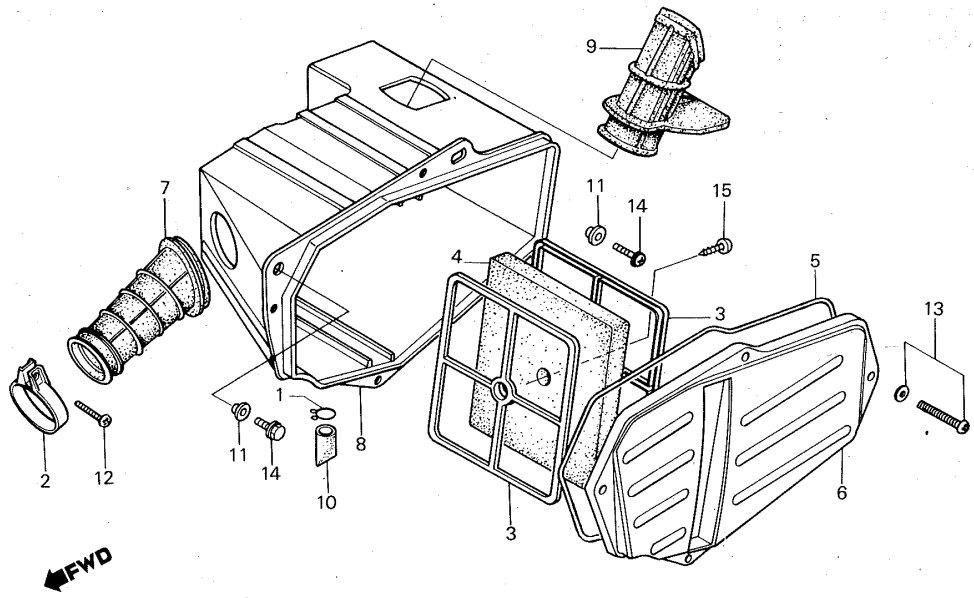
Service item	F.R.T.	Ref. No.	Part No.	Description	Reqd. No. NS125F	Serial No.	Area code
SWITCH ASSY., OIL LEVEL	0.3	1	19506-KR1-600	CLAMP, WATER HOSE	(1)		
• SCREEN, OIL STRAINER		2	33713-428-610	COLLAR, TAILLIGHT	2		
TANK, OIL	0.4	3	35410-KR1-761	SWITCH ASSY., OIL LEVEL	1		
		* 4	55100-KR1-760	TANK, OIL	(1)		
		5	55102-166-000	JOINT, OIL TUBE	(1)		
		6	55105-GK8-000	CAP ASSY., OIL	1		
		7	55107-GK8-000	PACKING, OIL CUP	1		
		8	55107-KE1-000	JOINT, OIL STRAINER	(1)		
		* 9	55108-KR1-760	RUBBER, OIL TANK MOUNTING	(2)		
		10	55121-166-000	SCREEN, OIL STRAINER	(1)		
		11	87570-GE3-600ZA	MARK A, OIL CAUTION *NH-1*	(1)		
		12	87571-166-610	MARK, OIL LEVEL	(1)		
		13	95001-55230-40	TUBE, FUEL, 5.3X230	1		
		14	95002-02100	CLIP B10, TUBE	(3)		
		15	95700-06016-00	BOLT, FLANGE, 6X16	2		

3

G 2

F-18

Air cleaner
Filtre à air
Luftfilter
Filtro aria



BKR1-30

Service item	F.R.T.	Ref. No.	Part No.	Description	Reqd. No. NS125F G	Serial No.	Area code
HOLDER, ELEMENT	0.1	1	15772-292-010	CLIP, BREATHER TUBE	(1)		
ELEMENT, AIR CLEANER	0.2	* 2	17255-KR1-760	BAND, AIR CLEANER CONNECTING	TUBE (1)		
TUBE, AIR CLEANER CONNECTING	0.4						
CASE, AIR CLEANER	0.5	* 3	17211-KR1-760	HOLDER, ELEMENT	(2)		
DUCT, AIR CLEANER IN.	0.3	* 4	17213-KR1-760	ELEMENT, AIR CLEANER	(1)		
		* 5	17215-KR1-760	SEAL, AIR CLEANER CASE	(1)		
		* 6	17220-KR1-760	COVER, AIR CLEANER CASE	(1)		
		* 7	17222-KR1-760	TUBE, AIR CLEANER CONNECTING	(1)		
		* 8	17230-KR1-760	CASE, AIR CLEANER	(1)		
		* 9	17240-KR1-760	DUCT, AIR CLEANER IN.	(1)		
		10	17358-170-000	TUBE, DRAIN	(1)		
		11	90522-028-000	WASHER, CHAIN CASE SETTING	2		
		12	93500-05025-OG	SCREW, PAN, 5X25	1		
		13	93891-05025-00	SCREW-WASHER, 5X25	(4)		
		14	93891-06012-00	SCREW-WASHER, 6X12	2		
		15	93901-14020	SCREW, TAPPING	(1)		

3

G 3

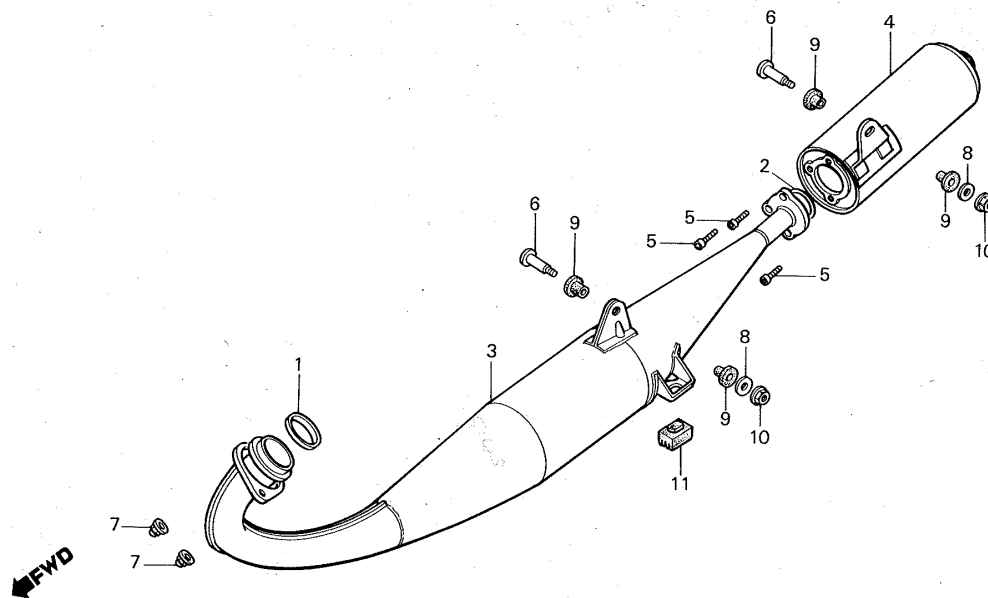
F-19

Exhaust muffler

Pot d'échappement

Auspufftopf

Marmitta



BKR1-31

Service item	F.R.T.	Ref. No.	Part No.	Description	Reqd. No. NS125F 6	Serial No.	Area code
MUFFLER COMP.	0.3	1	18291-KE1-010	GASKET, EX. PIPE	1		
SILENCER COMP.	0.1	2	18291-166-003	GASKET, EX. PIPE	1		
		* 3	18300-KR1-600	MUFFLER COMP.	(1)	-----	E
		* *	18300-KR1-650	MUFFLER COMP.	(1)	-----	SW
		* *	18300-KR1-760	MUFFLER COMP.	(1)	-----	FI,SD
		* 4	18310-KR1-650	SILENCER COMP.	(1)	-----	E,FI,SW
		* *	18310-KR1-680	SILENCER COMP.	(1)	-----	SD
		5	90025-KE8-000	BOLT, SPECIAL, 6X12	3		
		6	90140-KR1-760	BOLT, MUFFLER SETTING	2		
		7	90304-ME1-670	NUT, CAP, 8MM	2		
		8	90524-030-000	WASHER A, HANDLE HOLDER			
				SETTING	2		
		9	90802-KK4-000	RUBBER, MUFFLER SETTING	(4)		
		10	94002-08000-0S	NUT, HEX., 8MM	2		
		11	95011-61000	RUBBER A, STAND STOPPER	(1)		

3

G 4

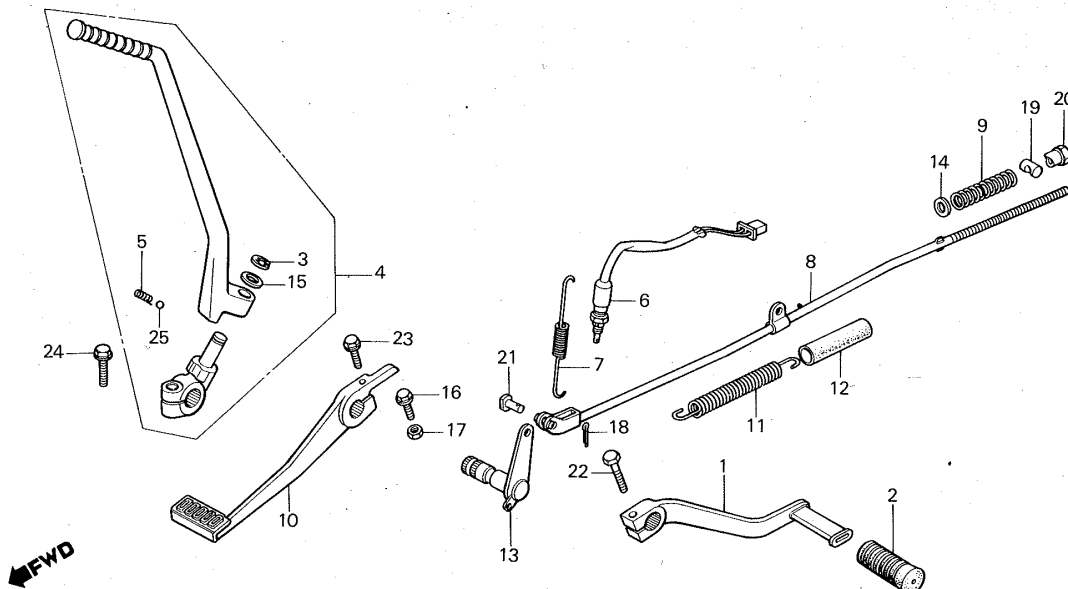
F-20

Change pedal • Brake pedal •
Kick starter arm

Pédale de changement • Pédale de frein •
Bras de kick de démarrage

Schaltpedal • Bremspedal •
Kickstarterarm

Pedale cambio • Pedale freno •
Braccio pedale d'avviamento



BKR1-32

3

Service item	F.R.T.	Ref. No.	Part No.	Description	Reqd. No. NS125F G	Serial No.	Area code
PEDAL, GEAR CHANGE	0.1	* 1	24701-KR1-760	PEDAL, GEAR CHANGE	(1)		
• ARM ASSY., KICK STARTER		2	24781-419-000	RUBBER, GEAR CHANGE PEDAL	(1)		
• PEDAL COMP., BRAKE		3	28293-333-000	CLIP, KICK STARTER ARM	(1)		
SWITCH ASSY., RR. STOP	0.3	* 4	28300-KR1-760	ARM ASSY., KICK STARTER	(1)		
• ROD COMP., RR. BRAKE		5	28333-124-000	SPRING, KICK STARTER STOPPER	(1)		
SHAFT COMP., RR. BRAKE PIVOT	0.6						
		6	35350-KR1-760	SWITCH ASSY., RR. STOP	1		
		7	35357-KR1-600	SPRING, STOP SWITCH	1		
		* 8	43451-KR1-760	ROD COMP., RR. BRAKE	(1)		
		9	43472-KR1-600	SPRING, BRAKE ROD	1		
		* 10	46500-KR1-760	PEDAL COMP., BRAKE	(1)		
		11	46514-KR1-600	SPRING, BRAKE PEDAL	(1)		
		12	46515-KB9-000	TUBE, BRAKE PEDAL SPRING	(1)		
		* 13	46515-KR1-760	SHAFT COMP., RR. BRAKE PIVOT	(1)		

G 5

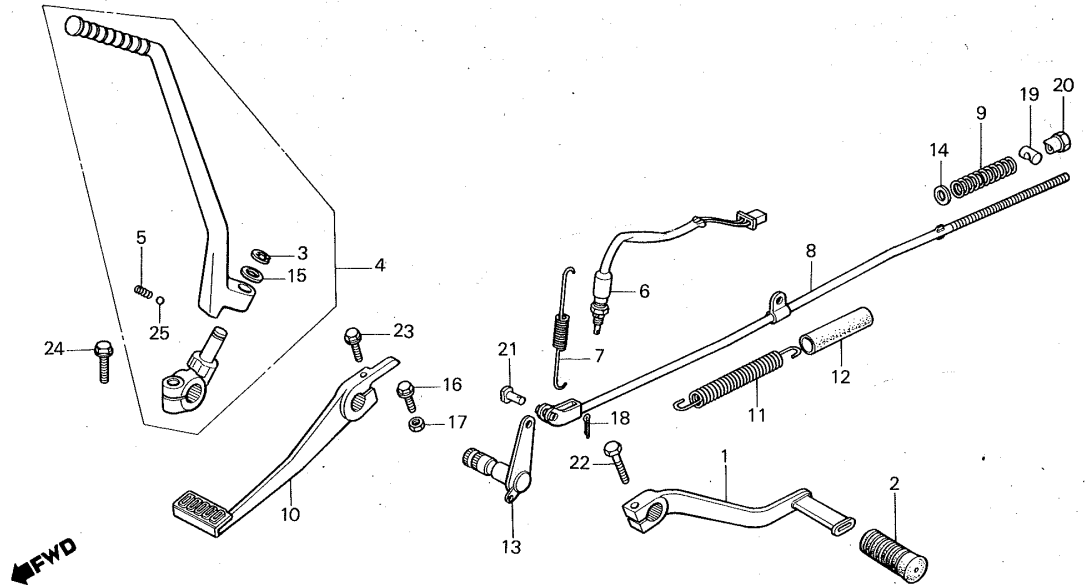
F-20

**Change pedal • Brake pedal •
Kick starter arm**

**Pédale de changement • Pédale de frein •
Bras de kick de démarrage**

**Schaltpedal • Bremspedal •
Kickstarterarm**

**Pedale cambio • Pedale freno •
Braccio pedale d'avviamento**



BKR1-32

3

Service item	F.R.T.	Ref. No.	Part No.	Description	Reqd. No. NS125F G	Serial No.	Area code
		14	90502-KR1-760	WASHER, BRAKE ROD	1		
		15	90505-116-670	WASHER, 13X20	(1)		
		16	92016-05016-0A	BOLT, HEX., 5X16	1		
		17	94001-05000-0S	NUT, HEX., 5MM	1		
		18	94201-16120	PIN, SPLIT, 1.6X12	1		
		19	95015-32001	JOINT B, BRAKE ARM	(1)		
		20	95015-42000	NUT B, BRAKE ROD ADJUSTING	(1)		
		21	95015-52000	PIN B, BRAKE ROD JOINT	1		
		22	95700-06020-07	BOLT, FLANGE, 6X20	1		
		23	95700-06025-07	BOLT, FLANGE, 6X25	1		
		24	95700-08022-00	BOLT, FLANGE, 8X22	1		
		25	96211-08000	BALL, STEEL, #8 (1/4)	(1)		

G 6

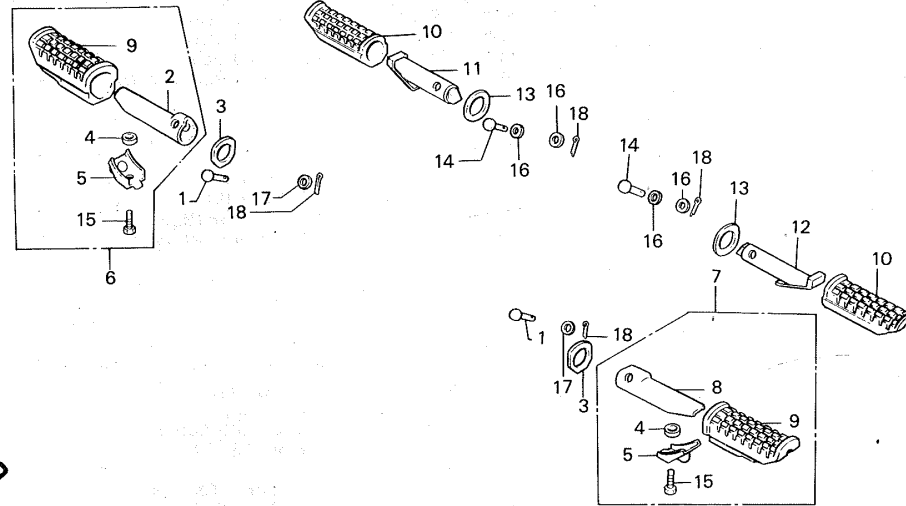
F-21

Step

Repose pieds

Tritt

Poggiapiedi



BKK4-27

3

Service item	F.R.T.	Ref. No.	Part No.	Description	Reqd. No. NS125F 6	Serial No.	Area code
BAR ASSY., R. MAIN STEP (INC. RELATIVE PART)	0.1	1	50603-KK4-000	PIN, MAIN STEP BAR JOINT	(2)		
BAR ASSY., L. MAIN STEP (INC. RELATIVE PART)		* 2	50612-KR1-760	BAR, R. MAIN STEP	(1)		
BAR ASSY., L. MAIN STEP (INC. RELATIVE PART)		3	50614-KE8-000	PLATE, MAIN STEP SIDE	(2)		
BAR, R. PILLION STEP (INC. RELATIVE PART)		4	50618-KE8-000	COLLAR, 6.5X11X3	(2)		
BAR, L. PILLION STEP (INC. RELATIVE PART)		* 5	50619-KR1-760	PLATE, MAIN STEP LOWER	(2)		
BAR ASSY., R. MAIN STEP		* 6	50630-KR1-760	BAR ASSY., R. MAIN STEP	(1)		
BAR ASSY., L. MAIN STEP		* 7	50640-KR1-760	BAR ASSY., L. MAIN STEP	(1)		
BAR, L. MAIN STEP		* 8	50643-KR1-760	BAR, L. MAIN STEP	(1)		
RUBBER, MAIN STEP		9	50661-KE7-000	RUBBER, MAIN STEP	(2)		
RUBBER, PILLION STEP		10	50710-KE8-000	RUBBER, PILLION STEP	(2)		

G 7

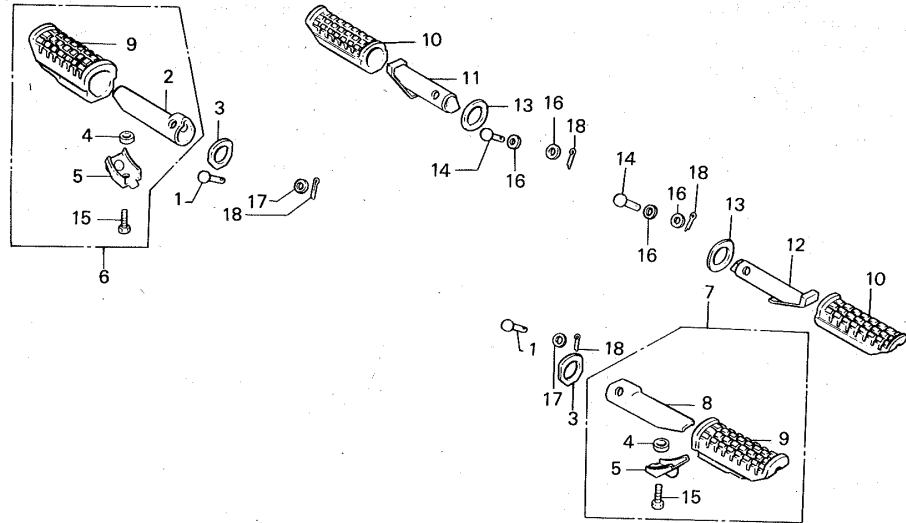
F-21

Step

Repose pieds

Tritt

Poggiapiedi



← FWD

BKK4-27

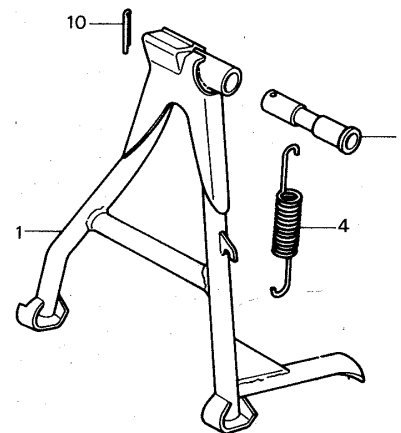
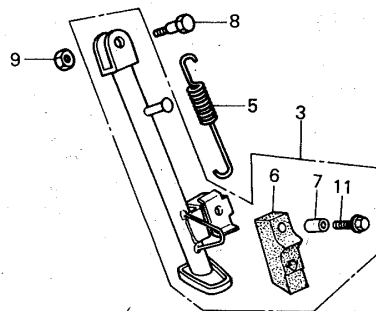
3

Service item	F.R.T.	Ref. No.	Part No.	Description	Reqd. No. NS125F 6	Serial No.	Area code
		11	50711-KE8-000	BAR, R. PILLION STEP	(1)		
		12	50712-KE8-000	BAR, L. PILLION STEP	(1)		
		*13	50715-KE8-000	PLATE, PILLION STEP SIDE	2		
		14	50715-383-920	PIN, PILLION STEP	(2)		
		15	92000-06012-0A	BOLT, HEX., 6X12	2		
		16	94101-06000	WASHER, PLAIN, 6MM	4		
		17	94102-08700	WASHER, PLAIN, 8MM	2		
		18	94201-16150	PIN, SPLIT, 1.6X15	4		

G 8

F-22

Stand
Bequille
Ständer
Cavalletto



FWD

BKR1-33

3

Service item	F.R.T.	Ref. No.	Part No.	Description	Reqd. No. NS125F G	Serial No.	Area code
STAND COMP., MAIN	0.4	* 1	50500-KR1-760	STAND COMP., MAIN	(1)		
BAR ASSY., SIDE STAND	0.2	* 2	50526-KR1-760	SHAFT, MAIN STAND PIVOT	(1)		
• SPRING, MAIN STAND		* 3	50540-KR1-760	BAR ASSY., SIDE STAND	(1)		
SPRING, SIDE STAND	0.1	* 4	50541-KR1-760	SPRING, MAIN STAND	(1)		
		* 5	50542-KR1-760	SPRING, SIDE STAND	(1)		
		6	50548-383-920	RUBBER, STAND	(1)		
		7	50549-383-920	COLLAR, STAND RUBBER SETTING	(1)		
		8	90107-GN1-000	SCREW, SIDE STAND PIVOT	1		
		9	90304-GE8-003	NUT, U, 10MM	1		
		10	94201-30250	PIN, SPLIT, 3.0X25	1		
		11	95700-06028-07	BOLT, FLANGE, 6X28	1		

G 9

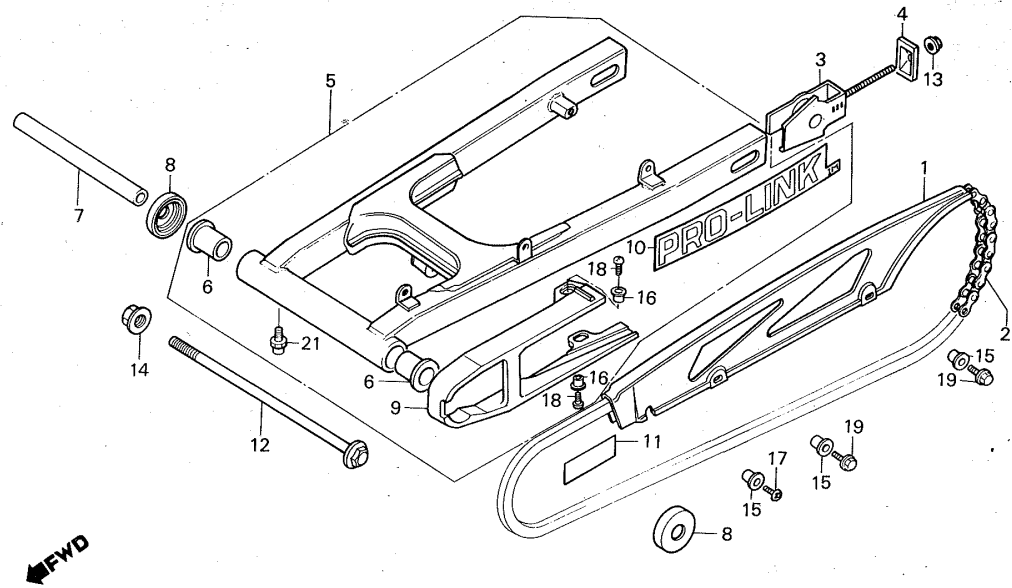
F-23

Rear fork

Fourche arrière

Hinterer Schwinge

Forcella posteriore



BKR1-34

3

Service item	F.R.T.	Ref. No.	Part No.	Description	Reqd. No. NS125F	Serial No.	Area code
CASE, DRIVE CHAIN	0.1	* 1	40510-KR1-760	CASE, DRIVE CHAIN	(1)		
CHAIN, DRIVE	0.6	* 2	40530-KR1-761	CHAIN, DRIVE (520 135RAX106LE)	(1)		
• COLLAR, RR. FORK CENTER		* 3	40543-KR1-600	ADJUSTER, CHAIN	(2)		
• SLIDER, CHAIN		* 4	40546-KR1-760	CAP, RR. FORK END	(2)		
ADJUSTER, CHAIN	0.2	* 5	52100-KR1-760ZA	FORK ASSY., RR. *NH-132M*	(1)		
FORK ASSY., RR.	0.8	6	52108-KE5-003	BUSH, RR. FORK	2		
BUSH, RR. FORK	0.9	7	52141-KE5-000	COLLAR, RR. FORK CENTER	1		
(ONE OR ALL)		8	52144-GE2-003	CAP, RR. FORK DUST SEAL	2		
			52144-GE2-005	CAP, RR. FORK DUST SEAL	2		
				(NIPPON)	2		
		* 9	52171-KR1-760	SLIDER, CHAIN	(1)		
		* 10	87121-KR1-760	EMBLEM, RR. FORK	(1)		
		* 11	87505-KR1-600	MARK, TIRE CAUTION	(1)		
		12	90121-KR1-760	BOLT, RR. FORK PIVOT	1		
		13	90301-473-003	NUT, U, 6MM	2		

G 10

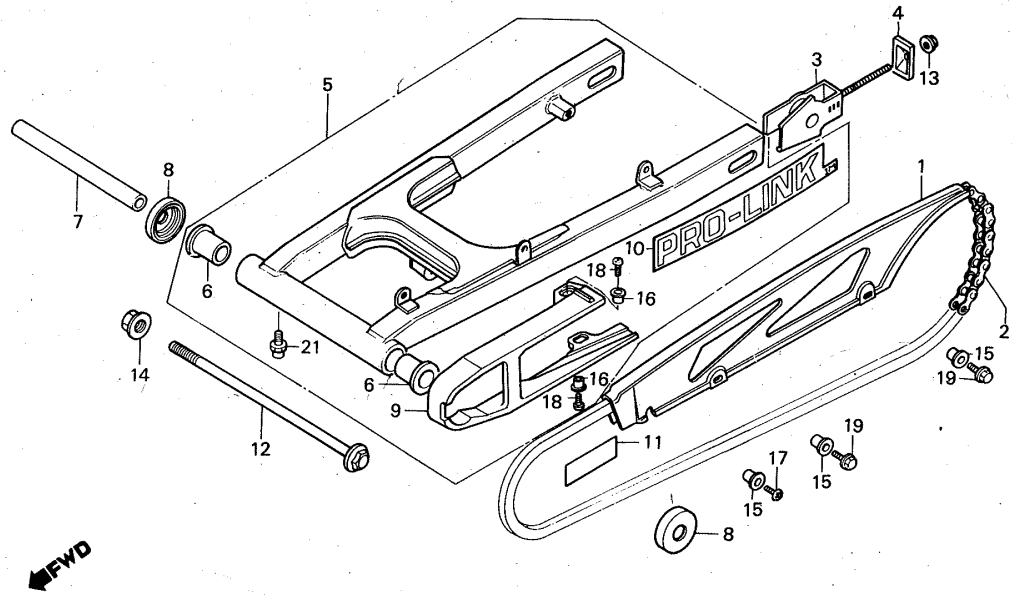
F-23

Rear fork

Fourche arrière

Hinterer Schwinge

Forcella posteriore



BKR1-34

3

Service item	F.R.T.	Ref. No.	Part No.	Description	Reqd. No. NS125F 6	Serial No.	Area code
		14	90305-GE8-003	NUT, FLANGE, 14MM	1		
		15	90512-422-000	WASHER, CHAIN CASE SETTING	3		
		16	90556-044-000	WASHER, FR. FENDER SETTING	2		
		17	93500-06010-0A	SCREW, PAN, 6X10	1		
		18	93901-26110	SCREW, TAPPING, 6X12	2		
		19	96000-06010-07	BOLT, FLANGE, 6X10	2		

G 11

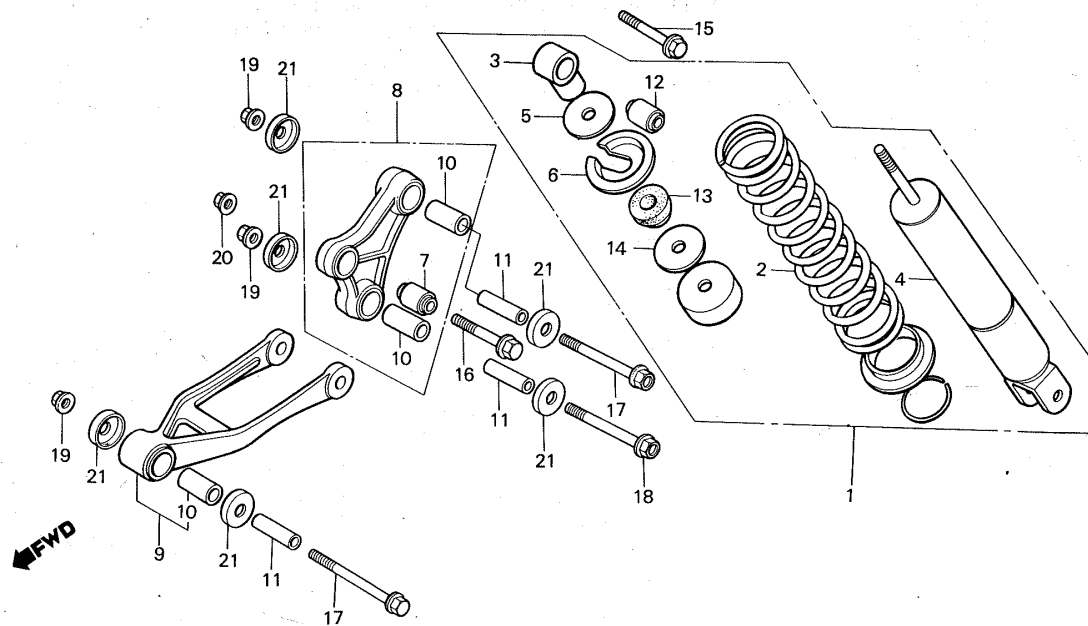
F-24

Rear cushion

Amortisseur arrière

Hinterer Stoßdämpfer

Ammortizzatore posteriore



BKR1-35

3

Service item	F.R.T.	Ref. No.	Part No.	Description	Reqd. No. NS125F 6	Serial No.	Area code
CUSHION ASSY., RR.	0.4	* 1	52400-KR1-761	CUSHION ASSY., RR.	(1)		
• BUSH, DAMPER LOWER		* 2	52401-KR1-761	SPRING, RR. CUSHION	(1)		
• BUSH, CUSHION CONNECTING		* 3	52403-KR1-761	JOINT, RR. CUSHION BOTTOM	(1)		
• BODY, RR. CUSHION	0.6	* 4	52410-KR1-761	BODY, RR. CUSHION	(1)		
(INC. RELATIVE PART)		* 5	52427-KR1-761	WASHER, SPRING STOPPER	(1)		
• BUSH, RR. DAMPER							
• ARM ASSY., CUSHION	0.3	* 6	52428-KR1-761	STOPPER, SPRING UPPER	(1)		
• ROD ASSY., CUSHION CONNECTING		* 7	52451-GE2-000	BUSH, DAMPER LOWER	(1)		
		* 8	52460-KR1-760	ARM ASSY., CUSHION	(1)		
		* 9	52470-KR1-760	ROD ASSY., CUSHION CONNECTING	(1)		
		10	52472-KK4-003	BUSH, CUSHION CONNECTING	3		
		11	52473-KK4-000	COLLAR, CONNECTING ROD PIVOT	3		
		* 12	52485-KR1-761	BUSH, RR. DAMPER	(1)		
		* 13	52517-KR1-761	DAMPER, RR. CUSHION	(1)		
		* 14	52518-KR1-761	WASHER, RR. CUSHION	(1)		
		15	90131-MG3-000	BOLT, FLANGE, 8X40	1		

G 12

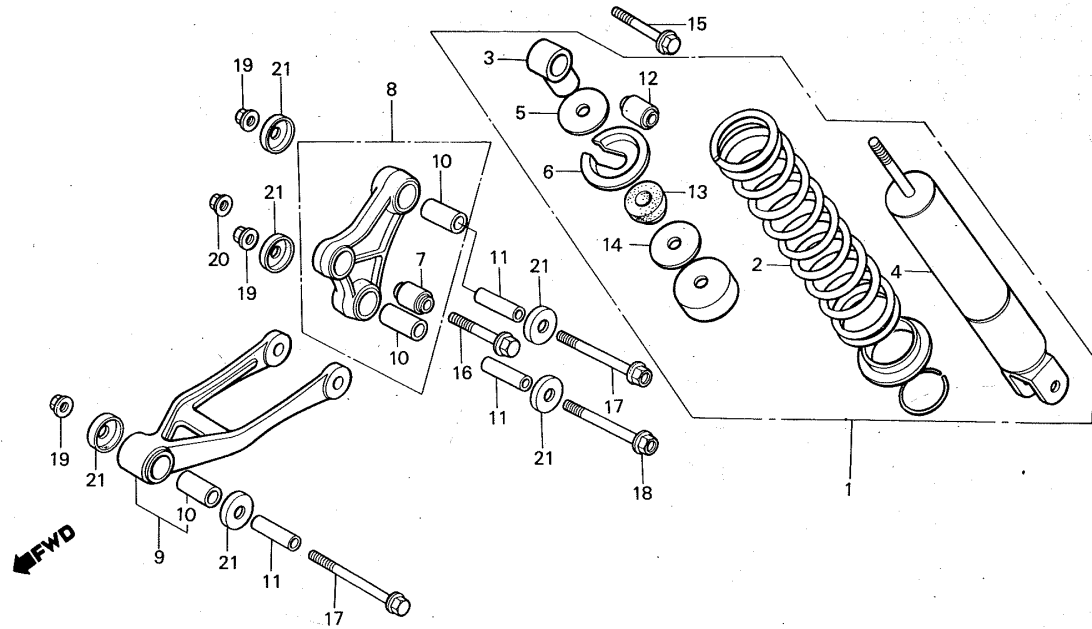
F-24

Rear cushion

Amortisseur arrière

Hinterer Stoßdämpfer

Ammortizzatore posteriore



BKR1-35

Service item

F.R.T.

Ref. No.

Part No.

Description

Reqd. No.
NS125F
6

Serial No.

Area code

16	90154-KK4-000	BOLT, FLANGE, 8X48	1		
17	90157-KR1-760	BOLT, FLANGE, 10X65	2		
18	90158-MG3-000	BOLT, FLANGE, 10X70	1		
19	90304-GE8-003	NUT, U, 10MM	3		
20	90309-KFO-003	NUT, FLANGE, 8MM	1		
21	91262-GE2-003	SEAL, CUSHION ARM PIVOT	6		
	91262-GE2-005	SEAL, CUSHION ARM PIVOT	6		

3

G 13

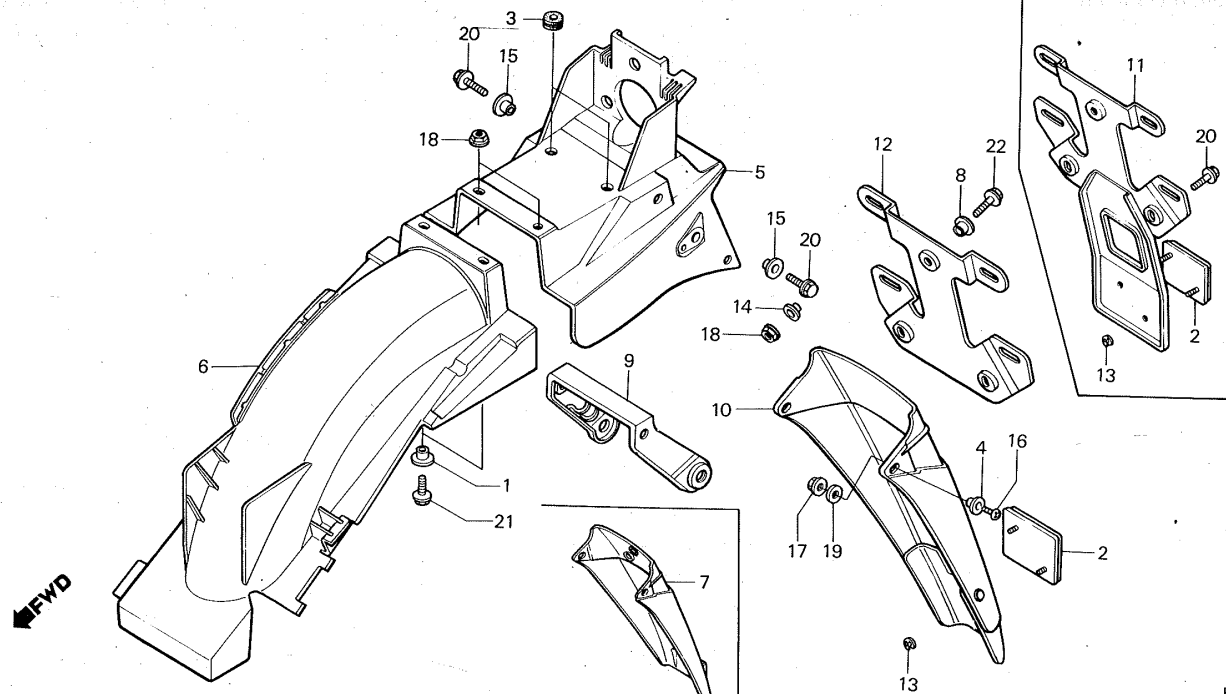
F-25

Rear fender

Garde-boue arrière

Hinterer Kotflügel

Parafango posteriore



BKR1-36

3

Service item	F.R.T.	Ref. No.	Part No.	Description	Reqd. No. NS125F	Serial No.	Area code
FENDER A, RR.	0.4	1	33713-428-610	COLLAR, TAILLIGHT	2		
FENDER B, RR.	0.3	* 2	33741-KR1-761	REFLECTOR, REFLEX	(1)		
BRACKET, NUMBER PLATE	0.1	3	50142-437-970	GROMMET, SIDE COVER	(2)		
		4	61304-379-690	COLLAR, HEADLIGHT SETTING	2		FI,SD,SW
		* 5	80100-KR1-650	FENDER, RR. (A)	(1)		FI,SD,SW
		* 5	80100-KR1-760	FENDER A, RR.	(1)		E
		* 6	80101-KR1-760	FENDER B, RR.	(1)		
		* 7	80105-KR1-650	MADGUARD, RR. FENDER	(1)		SD,SW
		8	80106-KR1-650	COLLAR, RR. FENDER MADGUARD	3		FI,SD,SW
		* 9	80110-KR1-760	BRACKET, RR. WINKER	(1)		
		* 10	80120-KR1-690	MADGUARD COMP., RR. FENDER	(1)		FI
		* 11	84701-KR1-600	BRACKET, NUMBER PLATE	(1)		E
		* 12	84701-KR1-650	BRACKET, NUMBER PLATE	(1)		FI,SD,SW
		13	90310-KR1-761	NUT, SPEED	(2)		
		14	90522-028-000	WASHER, CHAIN CASE SETTING	3		E

G 14

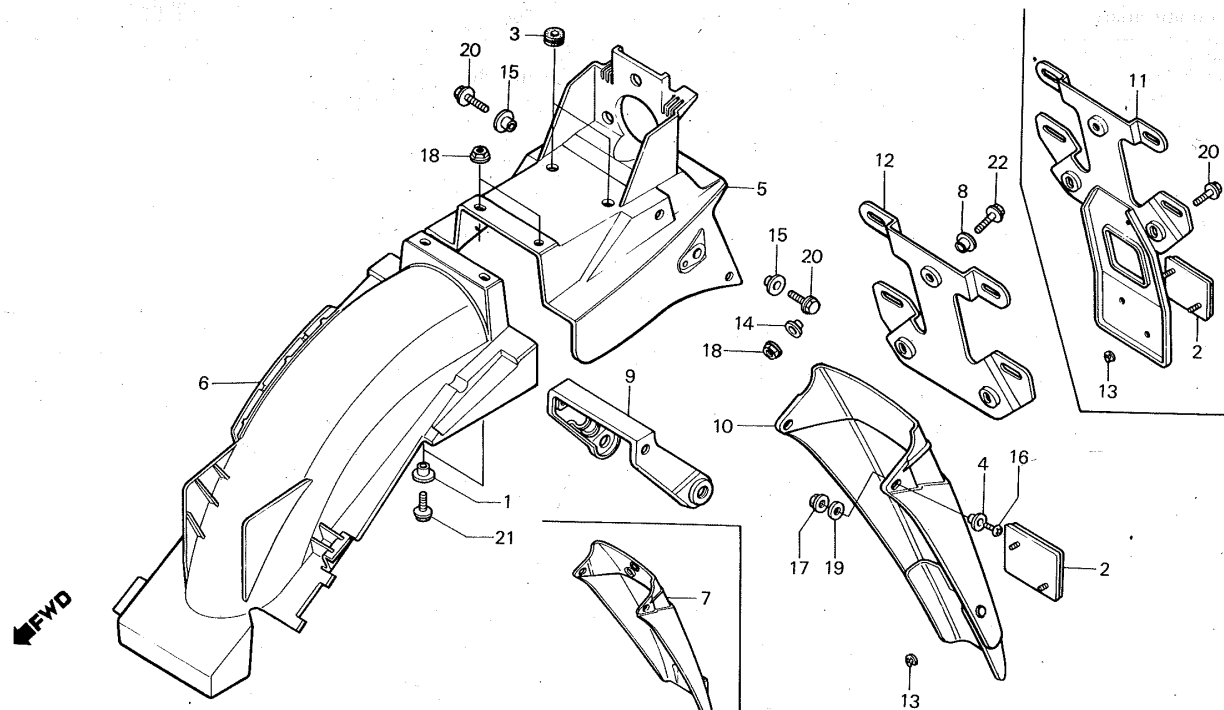
F-25

Rear fender

Garde-boue arrière

Hinterer Kotflügel

Parafango posteriore



BKR1-36

3

Service item	F.R.T.	Ref. No.	Part No.	Description	Reqd. No. NS125F 6	Serial No.	Area code
		15	90554-240-000	WASHER B, CHAIN CASE SETTING	2		
		16	93500-05012-0G	SCREW, PAN, 5X12	2	-----	FI,SD,SW
		17	94050-05000	NUT, FLANGE, 5MM	2	-----	FI,SD,SW
		18	94050-06000	NUT, FLANGE, 6MM	(5)	-----	
		19	94101-05000	WASHER, PLAIN, 5MM	2	-----	FI,SD,SW
		20	95700-06012-00	BOLT, FLANGE, 6X12	5	-----	E
					2	-----	FI,SD,SW
		21	95700-06018-00	BOLT, FLANGE, 6X18	2	-----	
		22	95700-06020-00	BOLT, FLANGE, 6X20	3	-----	FI,SD,SW

G 15

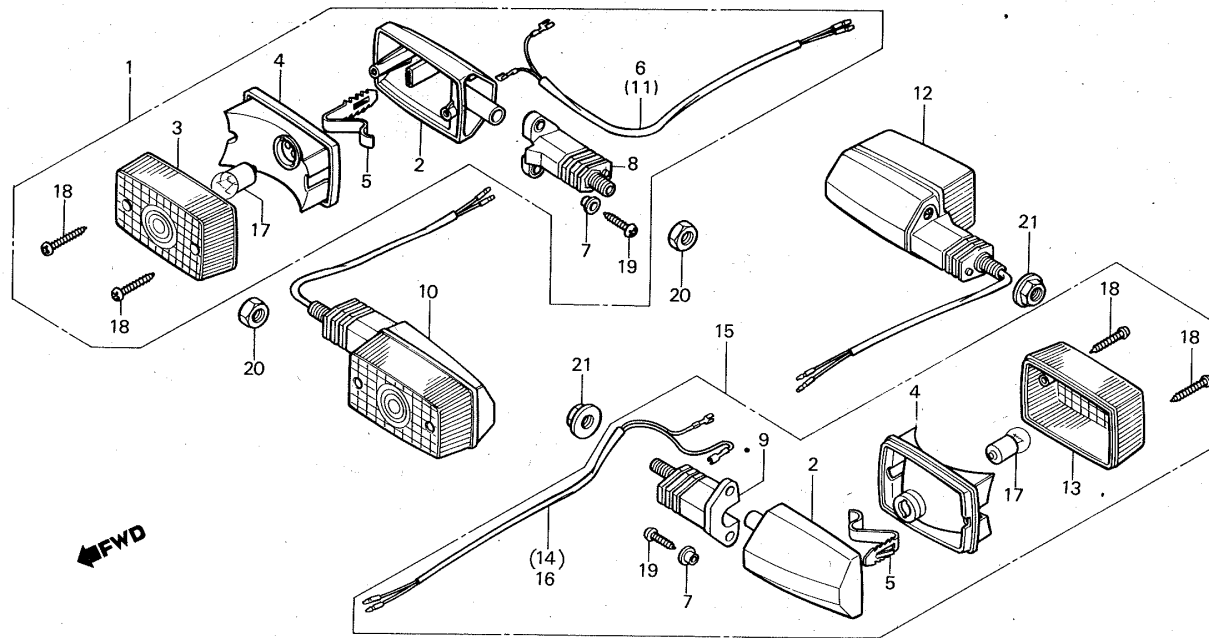
F-26

Winder

Clignotant

Blinker

Indicatore di direzione



BKR1-37

3

Service item	F.R.T.	Ref. No.	Part No.	Description	Reqd. No. NS125F 6	Serial No.	Area code
WINKER ASSY.	0.2	* 1	33400-KR1-600	WINKER ASSY., R. FR.	(1)	-----	E,SD,SW
(ADD 0.1 FOR EACH.)		* 7	33400-KR1-690	WINKER ASSY., R. FR.	(1)	-----	FI
(INC. RELATED PART)		* 2	33401-GJ3-601	BASE, WINKER	(4)	-----	
(EXC. RELATED PARTS BELOW)		* 3	33402-GJ3-601	LENS, WINKER	(2)	-----	FI
BULB, WINKER	0.1	* 3	33402-GJ3-611	LENS, FR. WINKER	(2)	-----	E,SD,SW
(WHEN SERVICING COMP., UNIT,		* 4	33403-GJ4-711	REFLECTOR, REFLEX	(4)	-----	E,SD,SW
F.R.T. IS 0.2.)		* 4	33403-KR1-690	REFLECTOR	(4)	-----	FI
		* 5	33406-GJ3-601	PLATE, WINKER TOUCH	(4)	-----	FI
		* 5	33406-GJ4-711	PLATE, WINKER TOUCH	(4)	-----	E,SD,SW
		* 6	33410-KR1-600	CORD COMP., R. FR. WINKER	(1)	-----	
		* 7	33411-GJ3-601	COLLAR, 4.5MM	(8)	-----	
		* 8	33441-GJ1-761	STAY, FR. WINKER	(2)	-----	

G 16

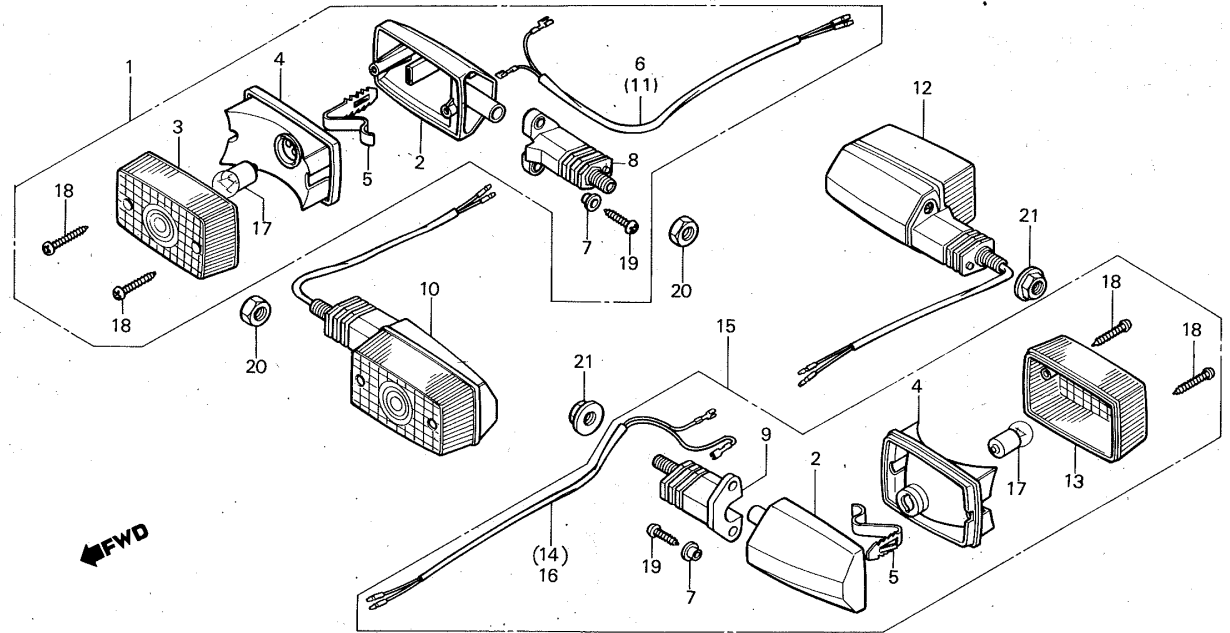
F-26

Winder

Clignotant

Blinker

Indicatore di direzione



BKR1-37

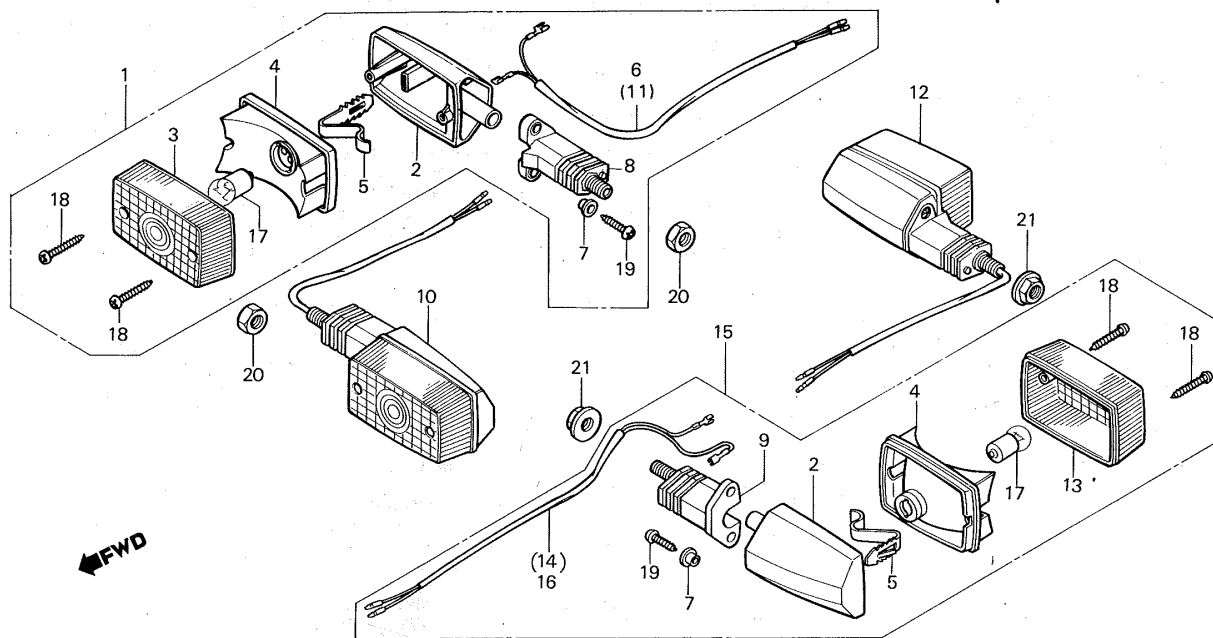
3

Service item	F.R.T.	Ref. No.	Part No.	Description	Reqd. No. NS125F 6	Serial No.	Area code
		* 9	33441-KR1-760	STAY, WINKER	(2)	-----	E,SD,SW
		*	33441-197-831	STAY, FR. WINKER	(2)	-----	FI
		* 10	33450-KR1-600	WINKER ASSY., L. FR.	(1)	-----	E,SD,SW
			33450-KR1-690	WINKER ASSY., L. FR.	(1)	-----	FI
		* 11	33460-KR1-600	CORD COMP., L. FR. WINKER	(1)	-----	
		* 12	33600-KR1-600	WINKER ASSY., R. RR.	(1)	-----	E,SD,SW
			33600-KR1-690	WINKER ASSY., R. RR.	(1)	-----	FI
		* 13	33602-GJ3-611	LENS, RR. WINKER	(2)	-----	E,SD,SW
			33402-GJ3-601	LENS, WINKER	(2)	-----	FI
		* 14	33610-KR1-690	CORD COMP., R. RR. WINKER	(1)	-----	FI
		*	33610-KR1-760	CORD COMP., R. RR. WINKER	(1)	-----	E,SD,SW

H 1

F-26

Winder
Clignotant
Blinker
Indicatore di direzione



BKR1-37

3

Service item	F.R.T.	Ref. No.	Part No.	Description	Reqd. No. NS125F 6	Serial No.	Area code
		15	33650-KR1-600	WINKER ASSY., L. RR.	(1)	-----	E,SD,SW
		*	33650-KR1-690	WINKER ASSY., L. RR.	(1)	-----	FI
		* 16	33660-KR1-690	CORD COMP., L. RR. WINKER	(1)	-----	FI
		*	33660-KR1-760	CORD COMP., L. RR. WINKER	(1)	-----	E,SD,SW
		17	34907-415-751	BULB, WINKER (12V10W)	(4)	-----	E,SD,SW
		*	34908-634-611	BULB (12V21W)	(4)	-----	FI
		18	90103-KR1-600	SCREW, TAPPING, 3X30	(8)	-----	
		* 19	90156-GJ3-600	SCREW, TAPPING, 4X16	(8)	-----	
		20	94001-12000-0S	NUT, HEX., 12MM	2	-----	
		21	94050-12000	NUT, FLANGE, 12MM	2	-----	

H 2

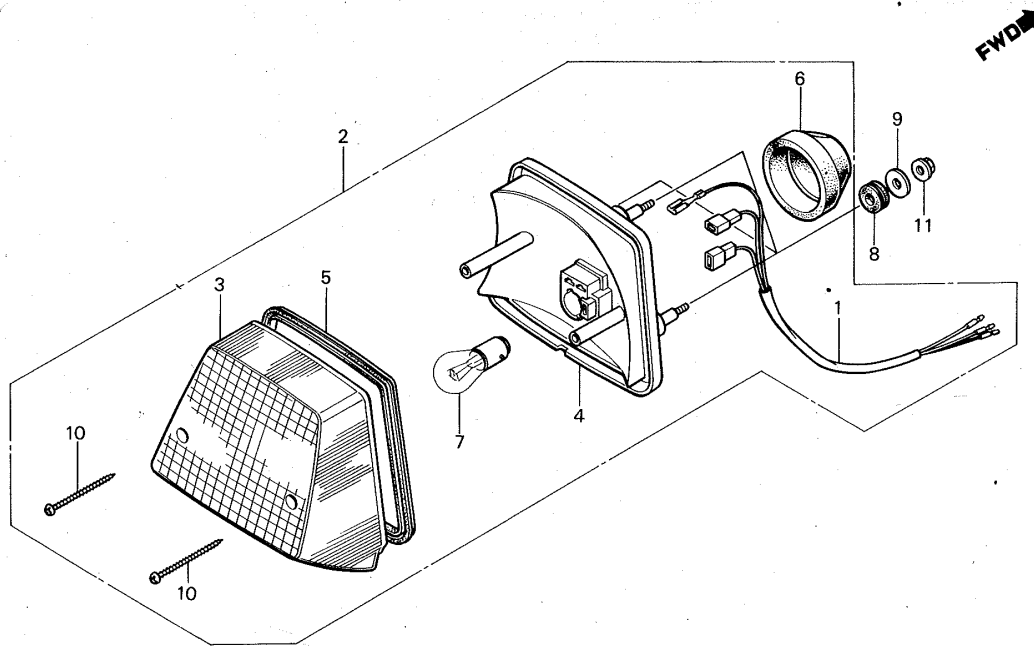
F-27

Taillight

Feu arrière

Rücklicht

Fanale posteriore



BKR1-38

3

Service item	F.R.T.	Ref. No.	Part No.	Description	Reqd. No. NS125F G	Serial No.	Area code
CORD ASSY., TAILLIGHT	0.2	* 1	32103-KR1-761	CORD ASSY., TAILLIGHT	(1)		
TAILLIGHT UNIT		* 2	33701-KR1-600	TAILLIGHT UNIT	(1)		
BASE, TAILLIGHT	0.3	* 3	33702-KR1-761	LENS COMP., TAILLIGHT	(1)		
BULB	0.1	* 4	33706-KR1-600	BASE, TAILLIGHT	(1)		
		* 5	33709-KR1-761	PACKING, TAILLIGHT LENS	(1)		
		* 6	33780-KR1-761	COVER, RUBBER	(1)		
		* 7	34911-634-611	BULB (12V 21/5W)	(1)		
		8	61103-357-000	RUBBER, FR. FENDER MOUNTING	(3)		
		9	77302-124-000	WASHER, SEAT MOUNTING	3		
		10	93901-24820	SCREW, TAPPING, 4X35	(2)		
		11	94050-06000	NUT, FLANGE, 6MM	(3)		

H 3

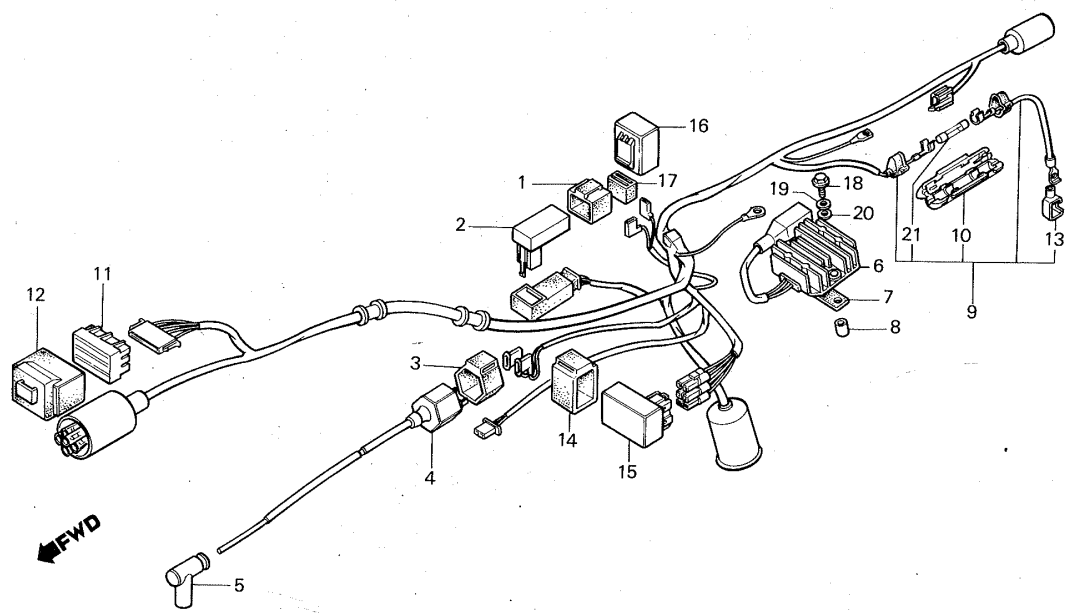
F-28

Wire harness

Faisceau électrique

Kabelbaum

Cablaggio



BKR1-39

3

Service item	F.R.T.	Ref. No.	Part No.	Description	Reqd. No. NS125F 6	Serial No.	Area code
UNIT COMP., C.D.I.	0.4	1	30401-KB4-000	CUSHION, C.D.I. UNIT	1		
* CHECK UNIT, PILOT LAMP		2	30410-KR1-761	UNIT COMP., C.D.I.	1		
COIL COMP., IGNITION	0.3	3	30506-KK4-000	SUSPENSION, IGNITION COIL	1		
* MULTI-COUPLER, 10X3		4	30510-KG1-770	COIL COMP., IGNITION	1		
RECTIFIER ASSY., REGULATOR	0.5	5	30700-KR1-760	CAP ASSY., NOISE SUPPRESSOR	1		
HARNESS, WIRE	1.2						
RELAY COMP., WINKER	0.2						
		6	31600-KK4-000	RECTIFIER ASSY., REGULATOR	1		SW
			31600-KR1-761	RECTIFIER ASSY., REGULATOR	1		E,FI,SD
		* 7	31605-KR1-760	RUBBER, REGULATOR RECTIFIER	(1)		E,FI,SD
		* 8	31606-KR1-760	COLLAR, REGULATOR RECTIFIER	(2)		E,FI,SD
		9	32100-KR1-650	HARNESS, WIRE	(1)		SW
		* 32100-KR1-760		HARNESS, WIRE	(1)		E,FI,SD
		10	32125-KC1-000	CASE, FUSE	(1)		SW
			32126-463-770	CASE, FUSE (10A)	(1)		E,FI,SD

H 4

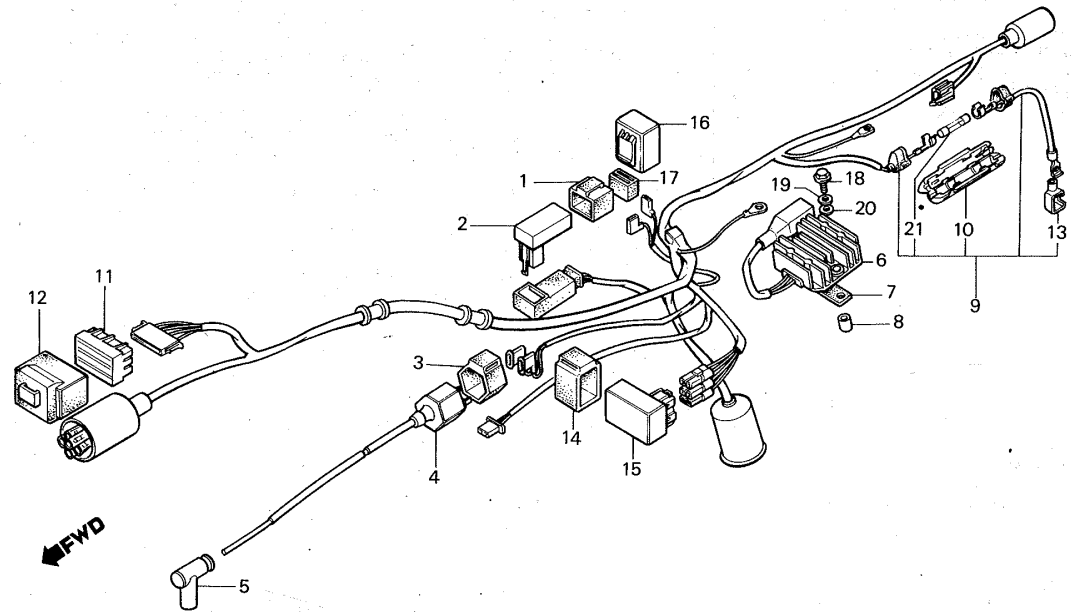
F-28

Wire harness

Faisceau électrique

Kabelbaum

Cablaggio



BKR1-39

3

Service item	F.R.T.	Ref. No.	Part No.	Description	Reqd. No. NS125F G	Serial No.	Area code
		11	32150-MG2-003	MULTI-COUPLER, 10X3	1		
		12	32191-KK4-000	COVER, MULTI-COUPLER	(1)		
		13	32412-440-920	COVER, TERMINAL	(1)		
		14	36101-MB1-000	SUSPENSION, FUEL CUT RELAY	1		
		15	37640-MB1-701	CHECK UNIT, PILOT LAMP	1		
		16	38301-GE8-008	RELAY COMP., WINKER (ND)	1	-----	E,SD,SW
			38301-KK4-014	RELAY COMP., WINKER (MITSUBA)	1	-----	E,SD,SW
			38301-KJ6-742	RELAY COMP., WINKER	1	-----	FI
			38301-MG2-008	RELAY COMP., WINKER	1	-----	FI
		17	38306-GE8-008	SUSPENSION, WINKER RELAY	1		
			38306-KK4-000	SUSPENSION, WINKER RELAY	1		
		18	92000-05018-0H	BOLT, HEX., 5X18	2	-----	E,FI,SD
			95700-06016-00	BOLT, FLANGE, 6X16	2	-----	SW

H 5

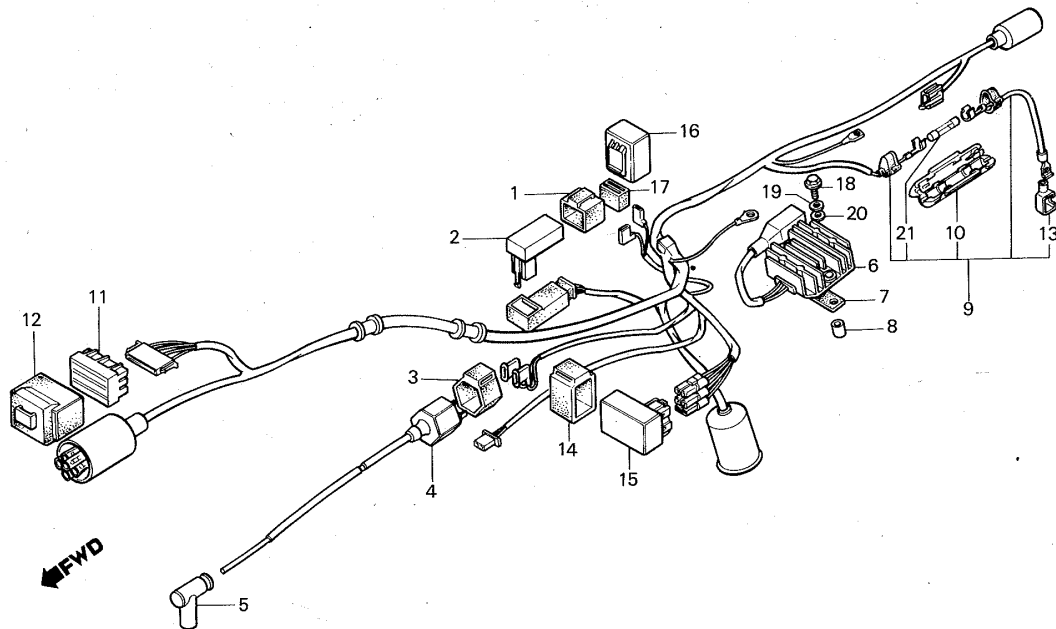
F-28

Wire harness

Faisceau électrique

Kabelbaum

Cablaggio



BKR1-39

3

Service item	F.R.T.	Ref. No.	Part No.	Description	Reqd. No. NS125F G	Serial No.	Area code
		19	94101-05000	WASHER, PLAIN, 5MM	2	-----	E,FI,SD
		20	94111-05000	WASHER, SPRING, 5MM	2	-----	E,FI,SD
		21	98200-21000	FUSE B (10A)	2	-----	E,FI,SD
			98200-21500	FUSE B (15A)	2	-----	SW

H 6

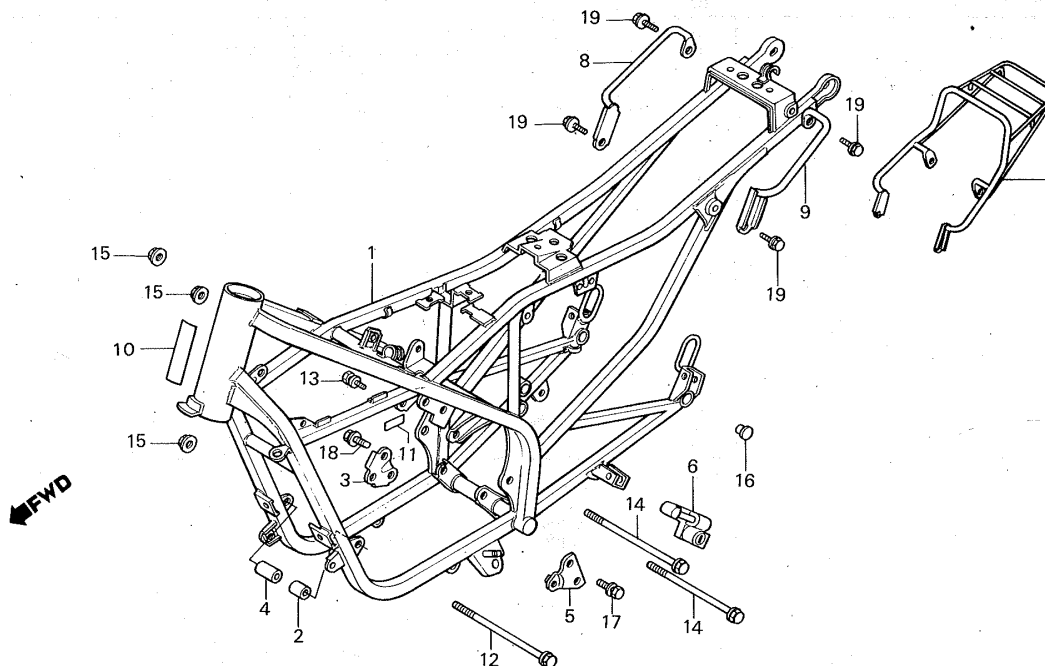
F-29

Frame body

Cardre

Rahmen

Corpo telaio



BKR1-40

3

Service item	F.R.T.	Ref. No.	Part No.	Description	Reqd. No. NS125F	Serial No.	Area code
BODY COMP., FRAME	* 5.0	1	50100-KR1-600ZA	BODY COMP., FRAME *NH-132M*	(1)	-----	E
HOLDER ASSY., HELMET	0.4		50100-KR1-650ZA	BODY COMP., FRAME *NH-132M*	(1)	-----	SW
CARRIER COMP., RR.	0.1		50100-KR1-680ZA	BODY COMP., FRAME *NH-132M*	(1)	-----	FI,SD
* GRIP, SIDE (ONE OR ALL)		* 2	50172-KR1-760	COLLAR, FR. ENGINE HANGER (A)	(1)	-----	
		* 3	50173-KR1-760	STAY, RR. ENGINE HANGER	(1)	-----	
		* 4	50197-KR1-760	COLLAR, FR. ENGINE HANGER (B)	(1)	-----	
		* 5	50199-KR1-760	STAY, L. SIDE COVER	(1)	-----	
		6	50710-086-007	HOLDER ASSY., HELMET (HONDA LOCK)	(1)	-----	
		7	81200-KR1-810	CARRIER COMP., RR. (OPTIONAL PART)	1	-----	
		* 8	84100-KR1-760ZA	GRIP, R. SIDE *NH-1*	(1)	-----	
		* 8	84100-KR1-760ZB	GRIP, R. SIDE *PB-162*	(1)	-----	
		* 9	84150-KR1-760ZA	GRIP, L. SIDE *NH-1*	(1)	-----	
		* 9	84150-KR1-760ZB	GRIP, L. SIDE *PB-162*	(1)	-----	
		* 10	87501-KR1-650	PLATE, REGISTERED NUMBER	(1)	-----	FI,SD,SW

H 7

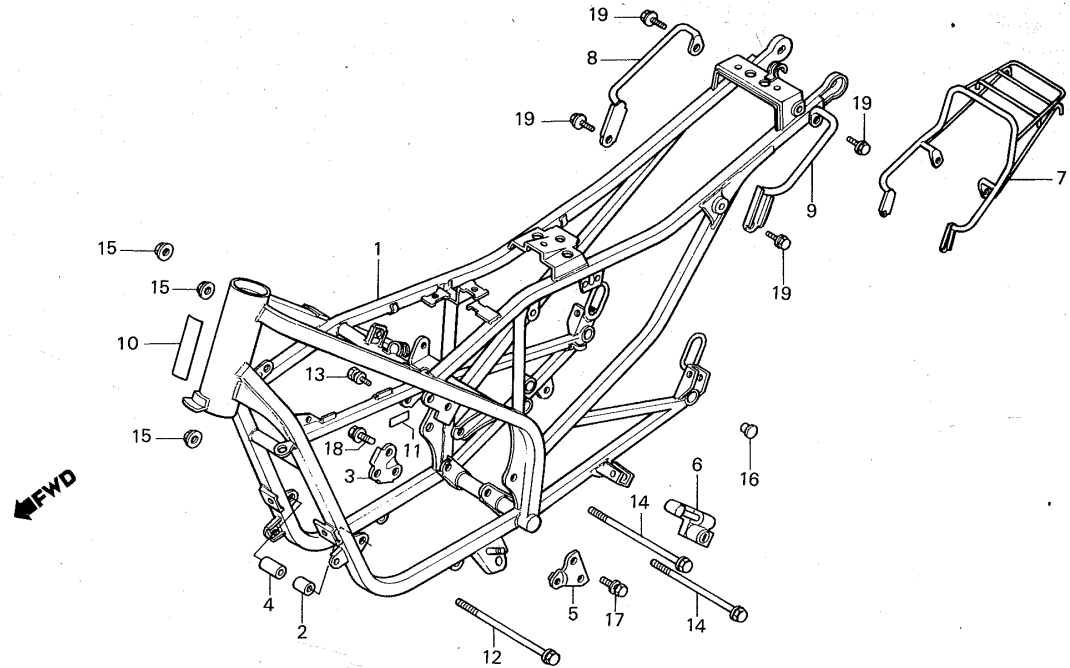
F-29

Frame body

Cardre

Rahmen

Corpo telaio



BKR1-40

3

Service item	F.R.T.	Ref. No.	Part No.	Description	Reqd. No. NS125F 6	Serial No.	Area code
		11	87511-323-670	LABEL, HELMET HOLDER	(1)		
		12	90103-GC2-920	BOLT, ENGINE HANGER	1		
		13	90107-449-000	BOLT, HELMET HOLDER SETTING	2		
		14	90150-KR1-760	BOLT, ENGINE HANGER, 10X107	2		
		15	90308-382-670	NUT, FLANGE, 10MM	3		
		16	90801-KK4-000	PLUG, FRAME SIDE	(1)		
		17	93891-06012-07	SCREW-WASHER, 6X12	2		
		18	95700-08014-00	BOLT, FLANGE, 8X14	2		
		19	95700-08016-00	BOLT, FLANGE, 8X16	4		

H 8

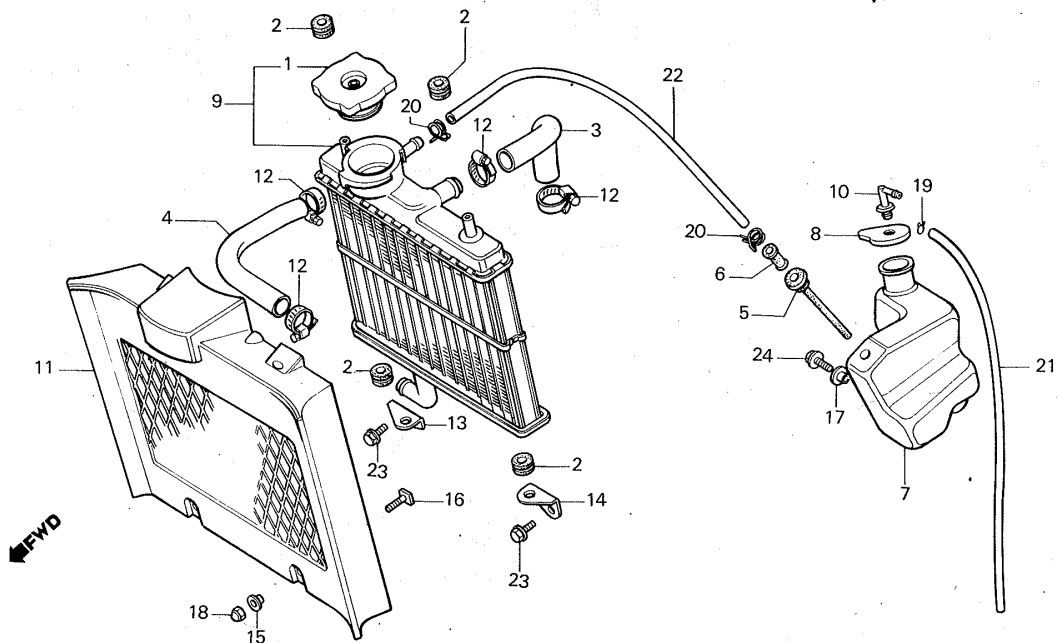
F-30

Radiator • Reserve tank

Radiateur • Réservoir de réserve

Kühler • Reservetank

Radiatore • Serbatoio espansione



BKR1-41

3

Service item	F.R.T.	Ref. No.	Part No.	Description	Reqd. No. NS125F 6	Serial No.	Area code
HOSE A, WATER	0.4	* 1	19045-KR1-760	CAP, RADIATOR	(1)		
HOSE B, WATER		* 2	19053-KR1-760	RUBBER, RADIATOR MOUNTING	(4)		
TANK, RESERVE	0.3	* 3	19061-KR1-760	HOSE A, WATER	(1)		
RADIATOR ASSY.	0.5	* 4	19062-KR1-760	HOSE B, WATER	(1)		
COVER, RADIATOR	0.1	5	19102-KE8-000	TUBE, LEVEL	(1)		
		6	19102-KK4-000	JOINT, TUBE	(1)		
		* 7	19103-KR1-760	TANK, RESERVE	(1)		
		8	19108-KK4-000	CAP, RESERVE TANK	(1)		
		* 9	19110-KR1-760	RADIATOR ASSY.	(1)		
		10	19113-KR1-760	ADAPTER, RESERVE CAP	(1)		
		* 11	19115-KR1-760	COVER, RADIATOR	(1)		
		12	19506-KR1-600	CLAMP, WATER HOSE	(4)		
		* 13	50183-KR1-760	STAY A, R. LOWER RADIATOR	(1)		
		* 14	50184-KR1-760	STAY A, L. LOWER RADIATOR	(1)		
		15	80114-KG7-000	COLLAR, RR. FENDER	2		

H 9

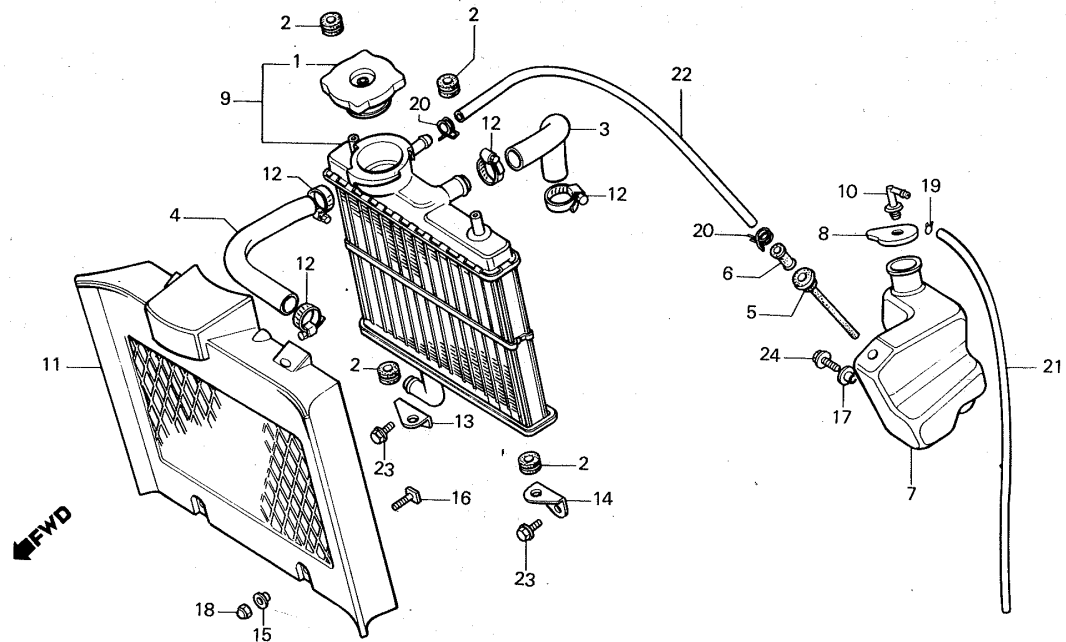
F-30

Radiator • Reserve tank

Radiateur • Réservoir de réserve

Kühler • Reservetank

Radiatore • Serbatoio espansione



BKR1-41

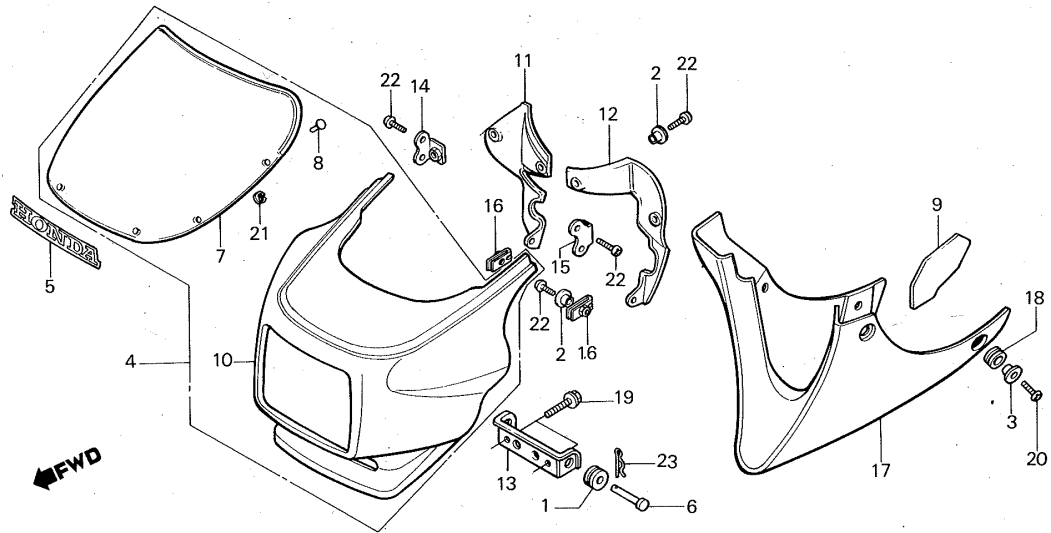
3

Service item	F.R.T.	Ref. No.	Part No.	Description	Reqd. No. NS125F g	Serial No.	Area code
		16	90118-KR1-760	BOLT, RADIATOR COVER SETTING	2		
		17	90522-028-000	WASHER, CHAIN CASE SETTING	1		
		18	94021-05070-0S	NUT, HEX. CAP, 5MM	2		
		19	95002-02080	CLIP B8, TUBE	(1)		
		20	95002-02100	CLIP B10, TUBE	(2)		
		21	95005-45490-30	TUBE, 4.5X490	(1)		
		22	95005-75420-20	TUBE, 7.3X420	1		
		23	95700-06010-00	BOLT, FLANGE, 6X10	2		
		24	95700-06012-00	BOLT, FLANGE, 6X12	1		

H 10

F-31

Cowl
 Auvent
 Haubenverkleidung
 Cappottatura



BKR1-42

3

Service item	F.R.T.	Ref. No.	Part No.	Description	Reqd. No. NS125F G	Serial No.	Area code
COWL COMP., FR.	0.2	1	17245-107-010	RUBBER, AIR CLEANER CASE MOUNTING	(2)		
• STAY, COWL					6		
• SCREEN, WIND	0.3	2	19121-KE7-000	COLLAR, RADIATOR COVER	6		
• BODY, COWL					4		
COWL, UNDER	0.1	* 4	64100-KR1-760ZB	COWL COMP., FR.	(1)		
				NH-119M-U/NH-105	(1)		
		* 5	64103-KR1-760	EMBLEM, FR. COWL	(1)		
		* 6	64105-KR1-760	PIN, FR. COWL SETTING	(2)		
		* 7	64200-KR1-760	SCREEN, WIND	(1)		
		8	64202-KE8-000	PIN, SCREEN SETTING	6		
		* 9	64246-KR1-760	GUARD, R. UNDER COWL HEAT	(1)		
		10	64300-KR1-760ZB	BODY, COWL	(1)		
				NH-119M-U/NH-105	(1)		
		* 11	64500-KR1-760	COVER, R. FR. COWL	(1)		
		* 12	64501-KR1-760	COVER, L. FR. COWL	(1)		
		* 13	64511-KR1-760	STAY, COWL	(1)		

H 11

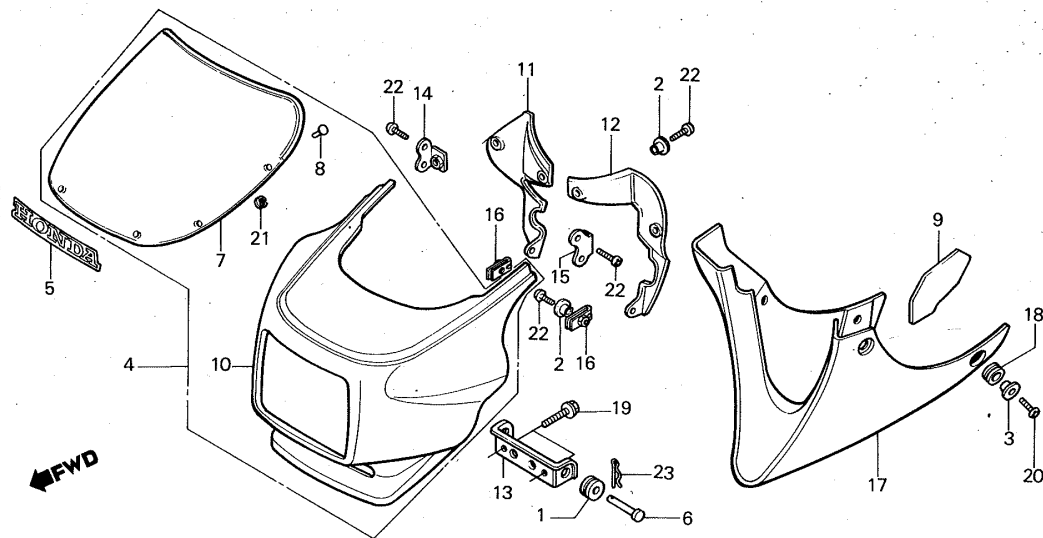
F-31

Cowl

Auvent

Haubenverkleidung

Cappottatura



BKR1-42

Service item

F.R.T.

Ref. No.

Part No.

Description

Reqd. No.
NS125F
6

Serial No.

Area code

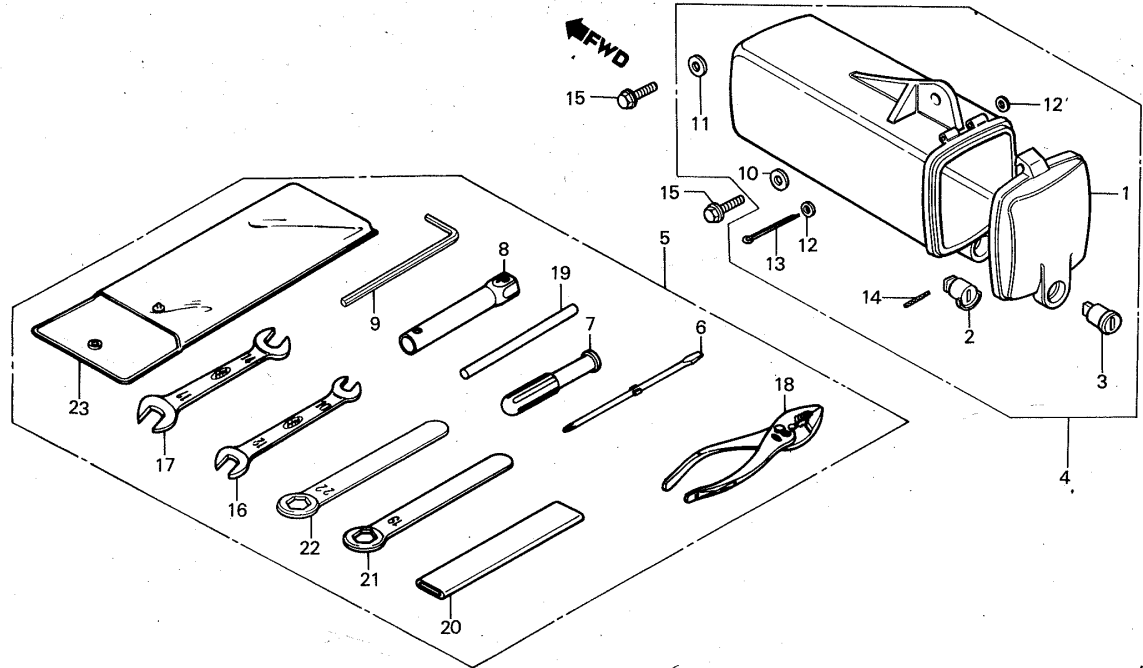
* 14	64513-KR1-760	STAY, R. COWL SUB	(1)		
* 15	64514-KR1-760	STAY, L. COWL SUB	(1)		
16	64527-KE8-000	NUT, CLIP, 4MM	(6)		
* 17	64600-KR1-760ZB	COWL, UNDER *NH-119M-U*	(1)		
	64600-KR1-760ZC	COWL, UNDER *NH-138*	1		
* 18	64615-KR1-760	RUBBER, UNDER COWL MOUNTING	(4)		
19	90013-460-000	BOLT, FLANGE, 6X8	2		
20	90147-KR1-760	BOLT, SPECIAL, 6X16	4		
21	90313-329-000	NUT B, PUSH, 3MM	6		
22	93500-04010-0G	SCREW, PAN, 4X10	10		
23	94251-08000	PIN, LOCK, 8MM	2		

3

H 12

F-32

Tools
Outils
Werkzeug
Attrezzi



BKR1-43

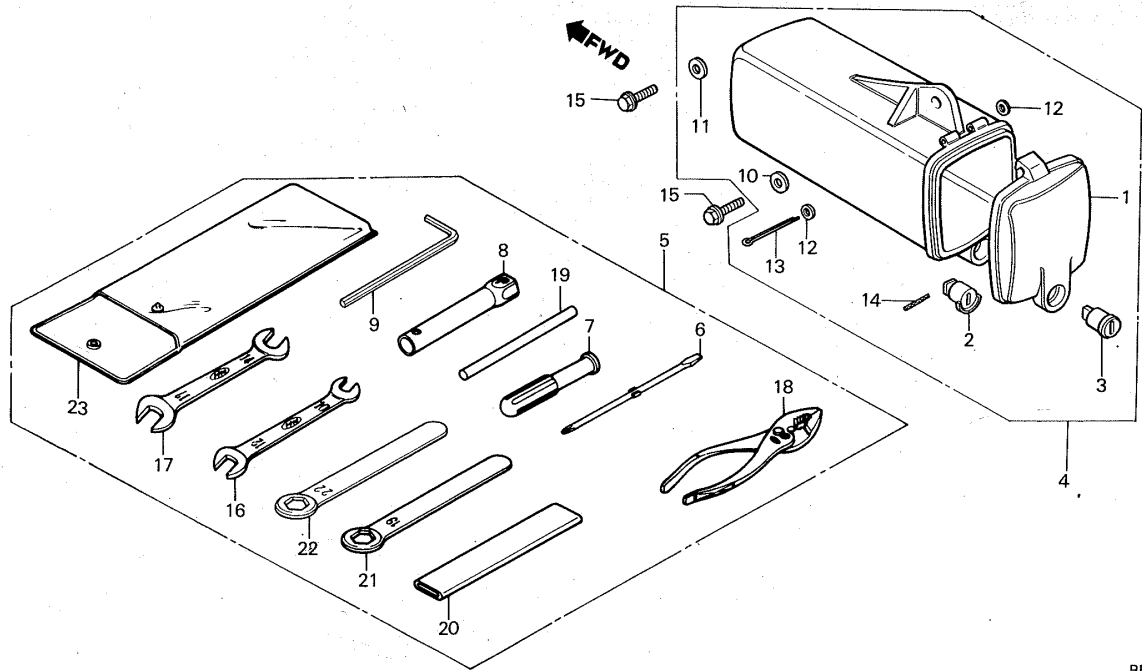
3

Service item	F.R.T.	Ref. No.	Part No.	Description	Reqd. No. NS125F G	Serial No.	Area code
BOX ASSY., TOOL	0.1	1	83504-KR1-760	CAP, TOOL BOX	1		
		2	83507-438-000	BODY, KEY	1		
		3	83508-438-000	STOPPER, KEY BODY	1		
		4	83510-KR1-760	BOX ASSY., TOOL	1		
		5	89010-KK4-000	TOOL SET	1		
		6	89102-538-000	SHAFT, SCREW DRIVER	1		
		7	89103-538-000	GRIP	1		
		8	89216-357-000	WRENCH, BOX, P21	1		
		9	89221-371-000	WRENCH, HEX., 6MM	1		
		10	90512-300-000	WASHER, 6X20	1		
		11	90513-323-000	WASHER, 6X9	1		
		12	94101-03000	WASHER, PLAIN, 3MM	2		
		13	94201-30450	PIN, SPLIT, 3.0X45	1		
		14	94305-20141	PIN, SPRING, 2X14	1		
		15	95700-06012-00	BOLT, FLANGE, 6X12	2		
		16	99001-10120	SPANNER, 10X12	1		
		17	99001-14170	SPANNER, 14X17	1		

H 13

F-32

Tools
Outils
Werkzeug
Attrezzi



BKR1-43

3

Service item	F.R.T.	Ref. No.	Part No.	Description	Reqd. No. NS125F 6	Serial No.	Area code
		18	99002-13500	PLIERS, 135	1		
		19	99005-02000	BAR B, HANDLE	1		
		20	99006-12000	HANDLE, EYE WRENCH, 120MM	1		
		21	99006-19000	WRENCH, EYE, 19MM	1		
		22	99006-22000	WRENCH, EYE, 22MM	1		
		23	99008-01600	BAG, TOOL, 160MM	1		

H 14

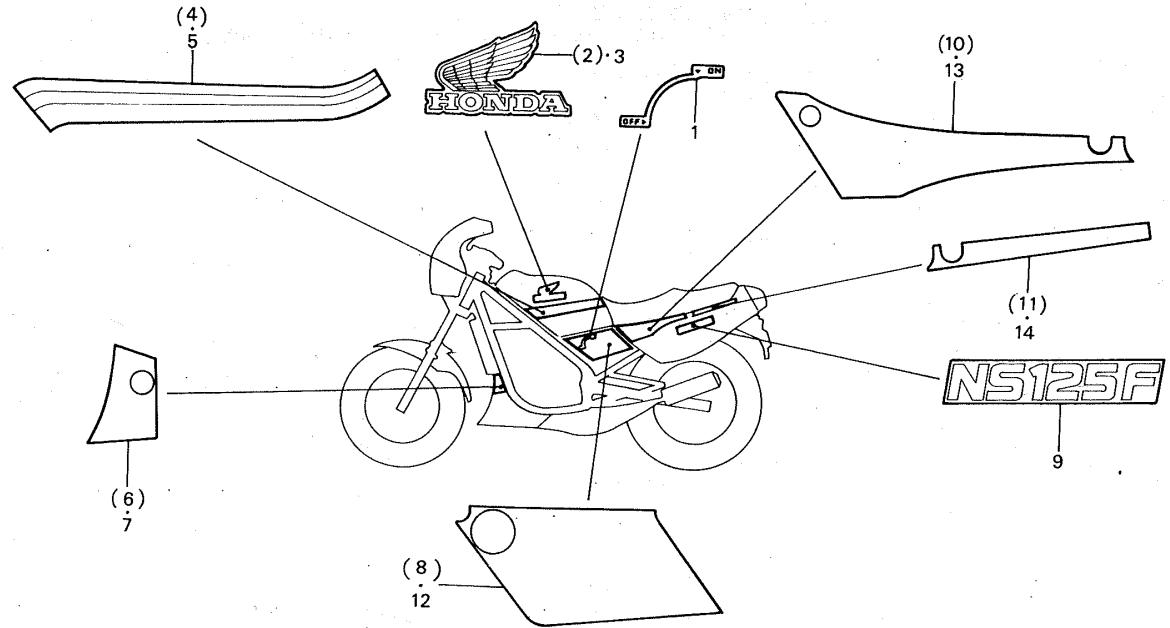
F-33

Stripe

Rayure

Streifen

Striscia



BKR1-44

3

Service item	F.R.T.	Ref. No.	Part No.	Description	Reqd. No. NS125F G	Serial No.	Area code
		* 1	16970-KR1-760	MARK, FUEL COCK *TYPE 1*	(1)		
		* 2	17504-KR1-760ZA	EMBLEM, R. FUEL TANK *TYPE 1*	(1)		
		* 3	17504-KR1-760ZB	EMBLEM, R. FUEL TANK *TYPE 2*	(1)		
		* 3	17505-KR1-760ZA	EMBLEM, L. FUEL TANK *TYPE 1*	(1)		
		* 3	17505-KR1-760ZB	EMBLEM, L. FUEL TANK *TYPE 2*	(1)		
		* 4	17506-KR1-760ZB	STRIPE, R. FUEL TANK *TYPE 2*	(1)		
		* 4	17512-KR1-760	STRIPE, R. FUEL TANK *TYPE 3*	(1)		
		* 5	17507-KR1-760ZB	STRIPE, L. FUEL TANK *TYPE 2*	(1)		
		*	17513-KR1-760	STRIPE, L. FUEL TANK *TYPE 3*	(1)		
		* 6	64601-KR1-760	STRIPE, R. UNDER COWL *TYPE 1*	(1)		

H 15

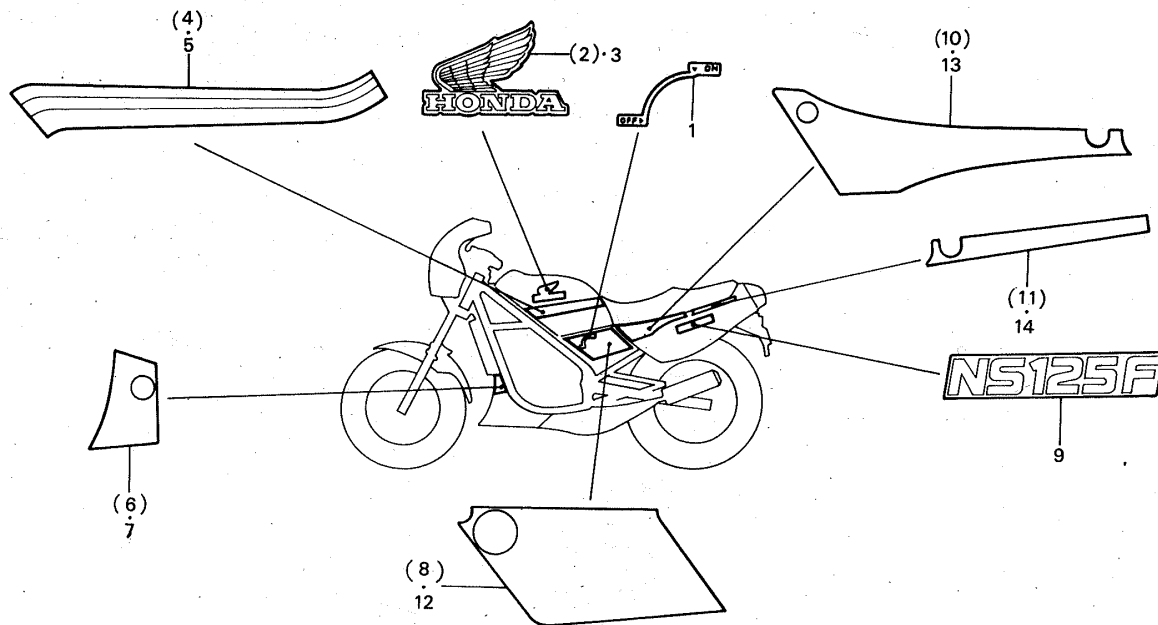
F-33

Stripe

Rayure

Streifen

Striscia



BKR1-44

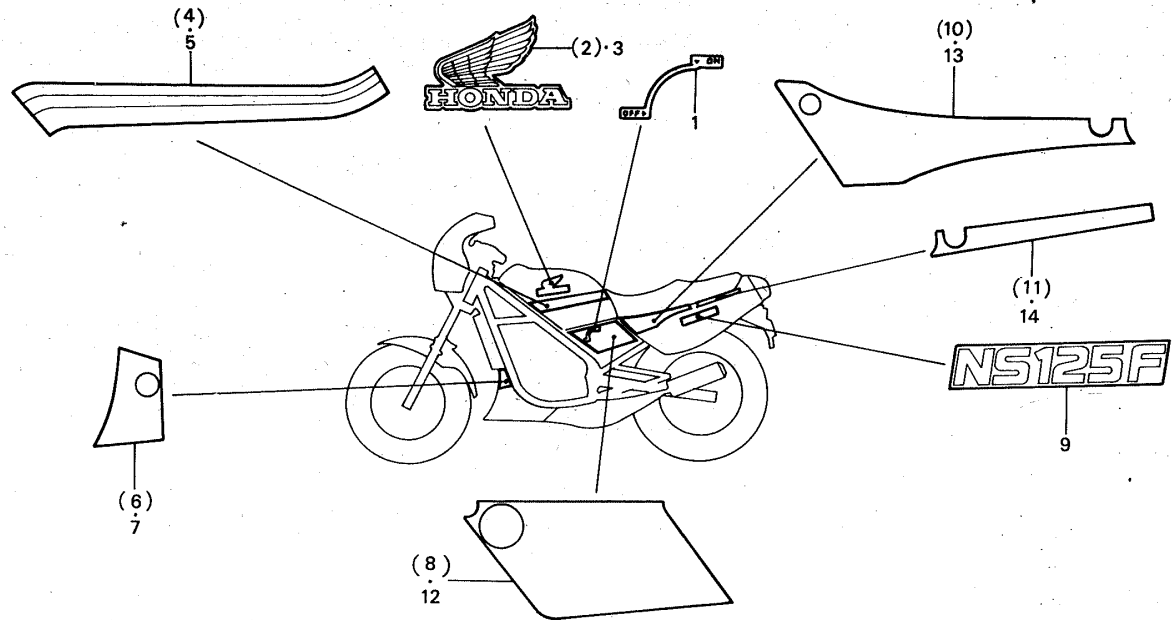
3

Service item	F.R.T.	Ref. No.	Part No.	Description	Reqd. No. NS125F g	Serial No.	Area code
		* 7	84602-KR1-760	STRIPE, L. UNDER COWL *TYPE 1*	(1)		
		* 8	83501-KR1-760ZB	STRIPE, R. SIDE COVER *TYPE 2*	(1)		
		* 8	83502-KR1-760	STRIPE, R. SIDE COVER *TYPE 3*	(1)		
		* 9	83551-KR1-760ZB	EMBLEM, RR. SIDE COVER			
				TYPE 2	(2)		
			83551-KR1-760ZC	EMBLEM, RR. SIDE COVER			
				TYPE 3	(2)		
		* 10	83552-KR1-761ZB	STRIPE A, R. RR. SIDE COVER			
				TYPE 2	(1)		
		*	83554-KR1-760	STRIPE A, R. RR. SIDE COVER			
				TYPE 3	(1)		
		* 11	83553-KR1-760ZB	STRIPE B, R. RR. SIDE COVER			
				TYPE 2	(1)		
		*	83558-KR1-760	STRIPE B, R. RR. SIDE COVER			
				TYPE 3	(1)		
		* 12	83601-KR1-760ZB	STRIPE, L. SIDE COVER *TYPE 2*	(1)		

H 16

F-33

Stripe
 Rayure
 Streifen
 Striscia



BKR1-44

Service item	F.R.T.	Ref. No.	Part No.	Description	Reqd. No. NS125F 6	Serial No.	Area code
		*	83602-KR1-760	STRIPE, L. SIDE COVER *TYPE 3*	(1)		
		*13	83652-KR1-761ZB	STRIPE A, L. RR. SIDE COVER			
				TYPE 2	(1)		
		*	83654-KR1-760	STRIPE A, L. RR. SIDE COVER			
				TYPE 3	(1)		
		*14	83653-KR1-760ZB	STRIPE B, L. RR. SIDE COVER			
				TYPE 2	(1)		
		*	83658-KR1-760	STRIPE B, L. RR. SIDE COVER			
				TYPE 3	(1)		

3



Part No. Address No.
 N° de pièce N° de Adresse
 Teile-Nr. Adresse-Nr.
 Parte No. Indirizzo No.

11000

*11100-KR1-761 C15
 *11191-KR1-760 C15
 *11200-KR1-761 C15
 *11330-KR1-600 C4
 *11330-KR1-760 C4
 *11341-KR1-760 C12
 *11344-KR1-760 C12
 11393-KR1-760 C4

12000

*12110-KR1-650 C1
 *12110-KR1-760 C1
 *12120-KR1-650 C1
 12120-KR1-760 C1
 *12130-KR1-650 C1
 *12130-KR1-650 C1
 12130-KR1-760 C1
 12191-KR1-761 C1
 *12195-KR1-600 C1
 *12195-KR1-650 C1
 *12200-KR1-760 C1
 *12207-KR1-760 C1
 12251-KR1-760 C1
 *12304-KR1-760 C1
 12431-KM7-700 C15
 12440-KM7-700 C15

13000

130A1-KR1-760 D2
 *13000-KR1-761 D2
 13110-KR1-760 D2
 13111-KM4-000 D2
 13115-KM7-700 D2
 13120-KR1-760 D2
 *13130-KR1-760 D2
 *13201-KR1-760 D2
 13202-KR1-760 D2
 *13311-KR1-760 D2
 *13321-KR1-760 D2
 13381-KE1-300 D2
 *13417-KR1-760 C8
 *13420-KR1-760 D2
 13617-KM7-700 C8

14000

*14100-KR1-760 C1
 14132-KR1-761 C1
 14133-KR1-761 C1
 *14200-KR1-760 C6
 *14230-KR1-760 C6
 14235-KM7-700 C6
 *14240-KR1-760 C6
 14251-KM7-700 C6

14252-KM7-700 C6
 14254-KM7-700 C6
 14256-KM7-700 C6
 *14301-KR1-760 C8
 *14302-KR1-600 C8

15000

15100-KR1-761 C15
 *15140-KR1-760 C15
 *15151-KR1-760 C1
 15160-KM7-700 C15
 *15561-KR1-760 C15
 15611-KA4-710 C4
 15772-292-010 G2

16000

*16100-KR1-600 D9
 16100-KR1-650 D9
 16100-KR1-761 D9
 *16211-KR1-760 C2
 16213-KR1-600 C2
 *16213-KR1-760 C2
 16905-KR1-760 F9
 16906-KR1-760 F9
 16910-KR1-760 F9
 16915-GB2-000 F9
 *16950-KR1-762 F9
 *16963-KR1-760ZA C1
 *16963-KR1-760ZB F9
 *16970-KR1-760 H14

17000

*17211-KR1-760 G2
 *17213-KR1-760 G2
 *17215-KR1-760 G2
 *17220-KR1-760 G2
 *17222-KR1-760 G2
 *17230-KR1-760 G2
 *17240-KR1-760 G2
 17245-107-010 E1

*17255-KR1-760 G2
 17358-170-000 G2
 *17504-KR1-760ZA H14
 *17504-KR1-760ZB H14
 *17505-KR1-760ZA H14
 *17505-KR1-760ZB H14
 *17506-KR1-760ZB H14
 *17507-KR1-760ZB H14
 *17512-KR1-760 H14
 *17513-KR1-760 H14
 *17516-KR1-760 F9
 *17613-KR1-760 F9
 17620-460-057 F10
 17910-KR1-760 E8
 17950-KR1-760 E8
 17962-KE8-701 E8

18000

18291-KE1-010 G3

18291-166-003 G3
 *18300-KR1-600 G3
 *18300-KR1-650 G3
 *18300-KR1-760 G3
 *18310-KR1-650 G3
 *18310-KR1-680 G3

19000

*19045-KR1-760 H8
 *19053-KR1-760 H8
 *19061-KR1-760 H8
 *19062-KR1-760 H8
 19102-KE8-000 H8
 19102-KK4-000 H8
 *19103-KR1-760 H8
 19108-KK4-000 H8
 *19110-KR1-760 H8
 19113-KR1-760 H8
 *19115-KR1-760 H8
 19121-KE7-000 H10
 *19215-KR1-760 C14
 19216-KR1-760 C4
 19217-PA5-003 C14
 *19220-KR1-760 C14
 *19225-KR1-760 C14
 *19231-KR1-760 C4
 19241-KR1-761 D2
 19300-KE1-003 C2
 19506-KR1-600 G1
 *19506-KR1-760 H8
 *19510-KR1-760 C4

22000

*22100-KR1-760 C8
 *22120-KR1-761 C8
 *22125-KR1-760 C8
 22131-KR1-760 C8
 *22201-KR1-760 C8
 *22202-KR1-760 C8
 *22321-KR1-760 C8
 *22350-KR1-760 C8
 *22361-KR1-760 C8
 22401-KR1-760 C8
 *22402-KR1-760 C8
 *22810-KR1-760 C4
 22815-KM7-700 C4
 *22821-KR1-760 C4
 22849-KM7-700 C9
 22870-KR1-760 E8

23000

*23121-KR1-760 C9
 *23211-KR1-760 D4
 *23221-KR1-760 D4
 *23421-KR1-760 D4
 *23441-KR1-760 D4
 *23451-KR1-760 D4
 23455-KR1-760 D4
 *23461-KR1-760 D4
 *23471-KR1-761 D4
 23475-KE1-010 D4
 *23481-KR1-761 D4
 *23491-KR1-760 D5
 *23501-KR1-762 D5
 *23511-KR1-760 D5

*23515-KR1-762 D5
 23801-KJ1-000 D5

24000

*24211-KR1-760 D7
 *24221-KR1-760 D7
 *24231-KR1-760 D7
 *24241-KR1-760 D7
 *24300-KR1-761 D7
 *24411-KR1-761 D7
 *24412-KR1-761 D7
 24420-KR1-760 D7
 24436-KR1-760 D7
 24610-KR1-760 D7
 24624-KM7-700 D8
 24651-KR1-760 D8
 24652-259-000 D8
 *24701-KR1-760 G4
 24781-419-000 G4

28000

28211-KM7-701 C10
 *28221-KR1-760 C10
 28223-KM7-701 C10
 *28225-KR1-760 C10
 *28231-KR1-760 C10
 28232-KE1-000 C10
 *28251-KR1-760 C10
 28254-437-000 C10
 28281-KM7-700 C10
 28282-KM7-700 C10
 28293-333-000 G4
 *28300-KR1-760 G4
 28333-124-000 G4

30000

30300-KR1-650 C12
 30300-KR1-761 C12
 30401-KB4-000 H3
 30410-KR1-761 H3
 30506-KK4-000 H3
 30510-KG1-770 H3
 30700-KR1-760 H3

31000

31100-KR1-650 C12
 31100-KR1-761 C12
 31110-KR1-650 C12
 31110-KR1-761 C12
 31120-KR1-650 C12
 31120-KR1-761 C12
 31500-GB5-681 F16
 31502-KR1-760 F16
 31600-KK4-000 H3
 31600-KR1-761 H3
 *31605-KR1-760 H3
 *31606-KR1-760 H3

32000

32100-KR1-650 H3
 *32100-KR1-760 H3
 *32101-KR1-760 F10
 *32102-KR1-762 E1
 *32103-KR1-761 H2

32125-KC1-000 H3
 32126-463-770 H3
 32150-MG2-003 H4
 32191-KK4-000 H4
 32412-440-920 H4
 *32907-KR1-760 C12
 *32911-KR1-761 C12

33000

33100-KE1-632 E3
 *33100-KR1-764 E1
 *33102-KR1-760 E1
 33103-329-671 E3
 33107-300-003 E3
 33118-438-841 E3
 33119-371-003 E3
 33120-KE1-622 E3
 33120-KR1-763 E1
 33128-471-003 E3
 *33130-KR1-762 E1
 *33131-KR1-762 E1
 33131-471-901 E3
 33136-426-830 E3
 33150-471-003 E3
 33153-KE1-601 E3
 33155-166-003 C10
 *33180-KR1-762 E1
 33180-471-901 E4
 *33400-KR1-600 G15
 *33400-KR1-690 G15
 *33401-GJ3-601 G15
 *33402-GJ3-601 G15

*33402-GJ3-611 G15
 *33403-GJ4-711 G15
 *33403-KR1-690 G15
 *33406-GJ3-601 G15
 *33406-GJ4-711 G15
 *33410-KR1-600 G15
 *33411-GJ3-601 G15
 *33441-GJ1-761 G15
 *33441-KR1-760 G16
 *33441-197-831 G16
 *33450-KR1-600 G16
 33450-KR1-690 G16
 *33460-KR1-600 G16
 *33600-KR1-600 G16
 33600-KR1-690 G16
 *33602-GJ3-611 G16
 *33610-KR1-690 G16
 *33610-KR1-760 G16
 33650-KR1-600 H1
 *33650-KR1-690 H1
 *33660-KR1-690 H1
 *33701-KR1-600 H2
 *33702-KR1-761 H2
 *33706-KR1-600 H2
 *33709-KR1-761 H2
 33713-428-610 G1

34000

*33741-KR1-761 G13
 *33780-KR1-761 G13
 34000 H2
 34901-MC7-601 E4

34901-388-611 E1
 *34903-KR1-760 E1
 34903-388-611 E4
 34907-415-751 H1
 34908-GA7-701 E5
 34908-MB9-871 E5
 *34908-634-611 H1
 *34911-634-611 H2

35000

35010-KR1-680 E12
 35010-KR1-761 E12
 35100-KR1-680 E12
 35100-KR1-760 E12
 35101-KR1-760 E12
 35121-KB7-810 E12
 35121-KE1-820 E12
 35122-KB7-810 E12
 35150-KR1-761 E8
 35152-KM4-003 E8
 35200-KR1-650 E8
 35200-KR1-761 E8
 35204-KE8-702 E8
 35340-MA5-671 E10
 35350-KR1-760 G4
 35357-KR1-600 G4
 35410-KR1-761 G1
 35600-425-013 C12

36000

36101-MB1-000 H4

37000

37100-KR1-601 E5
 37100-KR1-651 E5
 37100-KR1-761 E5
 37200-KR1-601 E5
 37200-KR1-651 E5
 37200-KR1-761 E5
 37215-KR1-760 E5
 37220-KK6-008 E5
 37222-KK6-008 E5
 37242-435-700 E5
 37250-KR1-601 E5
 37250-KR1-601 E5
 37250-KR1-761 E5
 37260-KR1-761 E5
 37260-KR1-760 E5
 37261-KR1-760 E6
 37305-KE5-008 E6
 37450-KR1-761 E6
 37615-KR1-761 E6
 37616-KK6-008 E6
 37618-MB2-008 E6
 37619-KR1-761 E6
 37620-KK6-008 E6
 37623-KK6-008 E6
 37640-MB1-701 H4
 37750-PC1-004 C2
 37810-KR1-761 F10
 37811-MB1-008 F10

38000

38110-KB7-004 E1
 38110-KB9-620 E4
 38301-GE8-008 H4

4



Part No. Address No.
N° de pièce N° de Adresse
Teile-Nr. Adresse-Nr.
Parte No. Indirizzo No.

90117-GB2-000	C 12	*90511-KS3-900	F 3	92900-08035-0B	C 16	94301-08140	C 11	96000-06035-07	C 5
90118-KR1-760	H 9	90512-300-000	H 12			94301-10160	C 16	96000-06040-07	C 2
90121-KR1-760	G 9	90512-422-000	G 10	93000		94305-20141	H 12	96000-06050-00	D 1
90122-187-700	F 16	90513-323-000	H 12			94401-25180	D 3	96000-06050-07	C 5
90124-MJ4-000	E 13	90522-028-000	F 11	93491-08012-00	E 1	94510-10000	C 7		D 1
*90127-KR1-761	F 1		G 2			94510-12000	D 8	96000-06060-00	D 1
90128-382-670	F 8		G 13					96000-06060-07	D 1
90131-MG3-000	G 11		H 9	93500-04010-0G	H 11			96100-60000-00	C 7
90140-KR1-760	G 3	90524-030-000	G 3	93500-05010-0H	E 4	95001-30170-40	C 16	96100-62030-00	D 3
90145-KB9-960	E 10	90545-KR1-600	E 10	93500-05012-0G	G 14	95001-55230-40	G 1	96100-62040-00	D 6
*90145-KR1-600	E 10	90554-240-000	G 14	93500-05025-0G	G 2	95002-02080	H 9	96140-62010-10	F 5
*90146-KR1-760	F 13	90556-044-000	G 10	93500-06010-0A	F 16	95002-02100	H 9	96140-62020-10	F 8
90147-KR1-760	H 11	90601-KE1-000	D 5	93600-04012-1G	G 10		F 11	96140-62030-00	D 6
90150-KR1-760	H 7	*90601-KR1-760	C 15	93600-05008-0A	E 10	95002-02650	G 1	96140-63020-10	F 8
90154-KK4-000	G 12	90601-KR1-761	F 1	93700-05020-0A	F 11	95005-35340-30	H 9	96211-06000	E 14
90155-KR1-760	E 13	*90602-KR1-761	F 1	93891-05020-07	E 9	95005-45490-30	H 9	96211-08000	G 5
*90156-GJ3-600	H 1	90605-200-000	D 5	93891-05025-00	G 2	95005-50320-30	C 16	96220-30118	D 8
90157-KR1-760	G 12	*90651-KB9-960	E 10	93891-05028-07	E 9	95005-75420-20	H 9	96220-40138	D 8
90158-KM7-911	E 6	90651-KR1-760	F 1	93891-05045-07	E 9	95011-61000	C 16	96220-40198	C 7
90158-MG3-000	G 12	90664-216-000	F 8	93891-06012-00	G 2	95014-92100	G 3	96400-08035-00	E 14
90206-001-000	C 6	90705-639-000	C 15	93891-06012-07	H 7	95015-32001	D 6		F 3
90231-KE1-000	C 9	90754-GE1-003	F 5	93893-04012-18	E 10	95015-42000	G 5	98000	
90231-KR1-760	C 9	90801-KK4-000	H 7	93901-14020	G 2	95015-52000	G 5	98079-56817	C 3
90231-397-000	C 12	90802-KK4-000	G 3	93901-24820	H 2	95005-06010-00	H 9	98079-56826	C 3
90301-473-003	G 9			93901-26110	G 10	95700-06010-07	F 16	98079-57816	C 3
90302-KR1-760	F 10	91000		93903-24780	E 7	95700-06012-00	F 11	98079-57827	C 3
90304-GE8-003	F 8			93903-24880	E 7		G 14	98079-58816	C 3
	G 8	91002-KE1-014	D 2			95700-06016-00	G 14	98079-58827	C 3
	G 12	91003-KJ1-003	D 6	94000		95700-06020-00	H 12	98079-59816	C 3
90304-ME1-670	G 3	91004-KM4-004	D 2			95700-06020-07	C 2	98079-59827	C 3
90304-159-000	E 13	91005-KM4-004	D 3	94001-05000-0S	G 5	95700-06022-07	C 5	98200-21000	H 5
90305-GE8-003	F 8	91006-KM4-004	D 3	94001-06000-0S	E 9		C 14	98200-21500	H 5
	G 10	*91006-KR1-761	D 3	94001-12000-0S	H 1	95700-06025-07	G 1		
90306-KF0-003	F 5	91007-KM7-700	C 9	94002-08000-0S	G 3	95700-06028-07	H 4	99001-10120	H 12
90306-383-830	F 16	*91101-KR1-761	D 3	94021-05070-0S	H 9	95700-06032-00	H 4	99001-14170	H 12
90308-382-670	H 7	*91105-KR1-760	D 6	94050-05000	G 14	95700-06035-07	G 14	99002-13500	H 13
90309-KF0-003	G 12	91201-030-025	D 6	94050-06000	E 7		E 11	99005-02000	H 13
90310-KR1-761	G 13	91201-030-033	D 6			95700-06055-07	E 4	99006-12000	H 13
90313-329-000	H 11	91201-324-023	C 16			95700-06110-00	E 4	99006-19000	H 13
90321-315-670	E 9	91204-259-003	C 4			95700-06110-00	E 4	99006-22000	H 13
90324-MA1-000	F 11	91204-259-005	C 5			95700-08012-00	E 4	99008-01600	H 13
90433-KE1-000	C 9	91205-KE1-003	C 16			95700-08014-00	E 4		
90434-KE1-000	C 9	91205-KE1-004	C 16	94050-08000	F 3	95700-08016-00	E 4		
90438-671-000	E 6	91206-KE1-003	C 16			95700-08022-00	E 4		
90441-166-000	C 13	91206-KM7-702	C 6	94050-12000	H 1	95700-08025-00	E 4		
*90442-KR1-760	C 9	91208-KM7-701	C 6	94101-03000	H 12	95700-08050-00	E 4		
90443-KR0-000	C 13	91208-KM7-702	C 7	94101-05000	G 14	95701-06028-07	E 4		
90444-KR1-760	C 9	91209-612-000	C 16				E 4		
90445-KM7-700	C 6	91211-PE9-003	C 5				E 4		
90448-KE1-000	D 5	91211-PE9-005	C 5	94101-06000	H 5	96000-06010-07	E 11		
90452-115-000	D 5	91257-230-003	F 8	94102-08700	G 7	96000-06014-00	E 15		
90453-235-000	C 10	*91258-KM1-003	F 5	94111-05000	H 5	96000-06016-00	C 16		
90454-107-000	D 5	91258-KM1-004	F 5	94201-16120	G 5	96000-06018-00	C 2		
90455-KR1-760	D 5	91262-GE2-003	G 12	94201-16150	G 7	96000-06018-07	F 11		
90458-324-010	C 15	91262-GE2-005	G 12	94201-30250	G 8	96000-06022-00	C 5		
90459-360-000	C 10	91301-027-000	E 6	94201-30450	H 12	96000-06025-07	C 14		
90462-KM7-700	C 2	91303-800-000	C 5	94251-08000	H 11	96000-06028-07	E 9		
				94301-08140	C 5	96000-06032-07	C 13		
				94301-10160		96000-06035-00	D 1		

4



PART NAME INDEX

(E)

Description	Address No.	Ref. No.	Description	Address No.	Ref. No.	Description	Address No.	Ref. No.	Description	Address No.	Ref. No.
(A)			BOLT-WASHER, 8X12.....	E 1	15	BOLT, FLANGE, 6X8.....	H 11	19	BRIDGE, FORK TOP.....	E 12	11
ADAPTER, RESERVE CAP.....	H 8	10	BOLT, ATAC SPINDLE STOPPER.....	E 4	22	BOLT, FLANGE, 6X85.....	C 2	16	BULB.....	H 1	17
ADJUSTER, CHAIN.....	G 9	3	BOLT, BATTERY TERMINAL.....	C 2	18	BOLT, FLANGE, 6X95.....	C 14	5	BULB, HEADLIGHT.....	H 2	7
ARM ASSY., CUSHION.....	G 11	8	BOLT, COMBINATION SWITCH.....	C 6	9	BOLT, FLANGE, 7X41.....	E 13	15	BULB, POSITION.....	E 1	9
ARM ASSY., KICK STARTER.....	G 4	4	BOLT, CYLINDER HEAD STUD.....	F 16	7	BOLT, FLANGE, 8X12.....	E 2	17	BULB, WEDGE BASE.....	E 4	16
ARM COMP., ATAC.....	C 6	4	BOLT, CYLINDER STUD.....	E 13	12	BOLT, FLANGE, 8X14.....	E 4	25	BULB, WINKER.....	E 5	17
ARM, RR. BRAKE.....	F 6	8	BOLT, ENGINE HANGER.....	H 7	12	BOLT, FLANGE, 8X16.....	H 7	19	BUSH, CLUTCH OUTER.....	C 8	8
AXLE, FR. WHEEL.....	F 4	1	BOLT, ENGINE HANGER, 10X107.....	C 2	17	BOLT, FLANGE, 8X22.....	H 7	19	BUSH, CUSHION CONNECTING.....	F 11	29
AXLE, RR. WHEEL.....	F 6	1	BOLT, ENGINE HANGER, 10X107.....	C 15	10	BOLT, FLANGE, 8X25.....	G 5	24	BUSH, DAMPER LOWER.....	E 14	10
			BOLT, DRIVEN SPROCKET FIXING.....	F 8	8	BOLT, FLANGE, 8X35.....	C 10	11	BUSH, DAMPER LOWER.....	F 3	23
(B)			BOLT, ENGINE HANGER.....	H 7	12	BOLT, FLANGE, 8X40.....	G 11	15	BUSH, PIN.....	F 2	12
BAG, TOOL, 160MM.....	H 13	23	BOLT, FLANGE, 10X65.....	G 12	17	BOLT, FLANGE, 8X48.....	G 12	16	BUSH, RR. DAMPER.....	G 11	12
BALL, STEEL, 6.....	E 14	9	BOLT, FLANGE, 10X70.....	G 12	18	BOLT, FLANGE, 8X50.....	C 16	25	BUSH, RR. FORK.....	G 9	6
BALL, STEEL, 8.....	G 5	25	BOLT, FLANGE, 6X10.....	F 3	20	BOLT, FR. CALIPER.....	F 3	19	BUSH, RR. WHEEL DAMPER.....	F 7	2
BAND, AIR CLEANER CONNECTING.....			BOLT, FLANGE, 6X110.....	H 9	23	BOLT, HANDLE LEVER.....	E 10	12	BUSH, STARTER IDLE GEAR.....	C 10	6
	TUBE	G 2	BOLT, FLANGE, 6X12.....	C 11	15	BOLT, HELMET HOLDER SETTING.....	H 7	13	BUSH, 20MM.....	D 4	6
BAND, INSULATOR.....	C 2	13	BOLT, FLANGE, 6X12.....	C 2	23	BOLT, HEX., 5X16.....	G 5	16	BUSH, 22MM.....	D 4	9
BAR ASSY., L. MAIN STEP.....	G 6	7	BOLT, FLANGE, 6X12.....	C 5	17	BOLT, HEX., 5X18.....	H 4	18			
BAR ASSY., R. MAIN STEP.....	G 6	6	BOLT, FLANGE, 6X14.....	C 14	8	BOLT, HEX., 6X10.....	D 6	28	(C)		
BAR ASSY., SIDE STAND.....	G 8	3	BOLT, FLANGE, 6X16.....	F 11	28	BOLT, HEX., 6X12.....	G 7	15	CABLE ASSY., SPEEDOMETER.....	E 6	21
BAR B, HANDLE.....	H 13	19	BOLT, FLANGE, 6X18.....	G 14	20	BOLT, HEX., 6X25.....	C 9	25	CABLE ASSY., TACHOMETER.....	E 5	10
BAR, L. MAIN STEP.....	G 6	8	BOLT, FLANGE, 6X20.....	H 9	24	BOLT, L. HANDLE LEVER PIVOT.....	E 9	19	CABLE COMP., CHOKE.....	E 8	2
BAR, L. PILLION STEP.....	G 7	12	BOLT, FLANGE, 6X22.....	H 12	15	BOLT, MUFFLER SETTING.....	G 3	6	CABLE COMP., CLUTCH.....	E 8	4
BAR, R. MAIN STEP.....	G 6	2	BOLT, FLANGE, 6X24.....	D 8	15	BOLT, OIL, 10X22.....	E 10	13	CABLE COMP., THROTTLE.....	E 8	1
BAR, R. PILLION STEP.....	G 7	11	BOLT, FLANGE, 6X25.....	E 15	7	BOLT, OIL, 10X28.....	E 10	13	CABLE, INNER.....	E 6	22
BASE COMP., CONTACT.....	E 12	3	BOLT, FLANGE, 6X28.....	G 1	15	BOLT, RADIATOR COVER SETTING.....	H 9	16	CALIPER ASSY., L. FR.....	F 2	1
BASE, TAILLIGHT.....	H 2	4	BOLT, FLANGE, 6X30.....	H 4	18	BOLT, RR. FORK PIVOT.....	G 9	12	CAM, RR. BRAKE.....	F 6	5
BASE, WINKER.....	G 15	2	BOLT, FLANGE, 6X32.....	C 2	25	BOLT, SOCKET FLANGE, 6X16.....	C 12	10	CAP ASSY., NOISE SUPPRESSOR.....	H 3	5
BATTERY ASSY.....	F 16	1	BOLT, FLANGE, 6X32.....	C 16	26	BOLT, SOCKET, 10MM.....	F 1	19	CAP ASSY., OIL.....	G 1	6
BEARING, CONNECTING ROD END.....	D 2	14	BOLT, FLANGE, 6X35.....	G 14	21	BOLT, SOCKET, 6X30.....	C 12	11	CAP COMP., FUEL FILLER.....	F 10	11
BEARING, CONNECTING ROD SMALL.....			BOLT, FLANGE, 6X35.....	G 5	22	BOLT, SOCKET, 8X10.....	E 13	13	CAP COMP., RR.....	C 1	3
	END	D 3	BOLT, FLANGE, 6X35.....	G 14	22	BOLT, SOCKET, 8X20.....	E 12	12	CAP, BLEEDER.....	F 3	17
BEARING, NEEDLE, 17X21X9.75.....	D 6	26	BOLT, FLANGE, 6X35.....	E 2	16	BOLT, SOCKET, 8X30.....	E 13	14	CAP, MASTER CYLINDER.....	E 10	6
BEARING, RADIAL BALL, 17X42X12.....	D 6	25	BOLT, FLANGE, 6X35.....	E 4	24	BOLT, SPECIAL, 6X12.....	G 3	5	CAP, OIL FILLER.....	C 4	3
BEARING, RADIAL BALL, 6000.....	C 7	16	BOLT, FLANGE, 6X35.....	F 11	30	BOLT, SPECIAL, 6X16.....	H 11	20	CAP, RADIATOR.....	H 8	1
BEARING, RADIAL BALL, 6201U.....	F 5	16	BOLT, FLANGE, 6X35.....	C 5	19	BOLT, SPECIAL, 6X25.....	F 5	11	CAP, RESERVE TANK.....	H 8	8
BEARING, RADIAL BALL, 6202U.....	F 8	14	BOLT, FLANGE, 6X35.....	E 11	19	BOLT, STUD, 8X19.....	C 2	21	CAP, RR. FORK DUST SEAL.....	G 9	8
BEARING, RADIAL BALL, 6203.....	D 3	18	BOLT, FLANGE, 6X35.....	G 5	23	BOLT, STUD, 8X35.....	C 16	20	CAP, RR. FORK END.....	G 9	4
	D 6	31	BOLT, FLANGE, 6X35.....	C 2	24	BOLT, WIRE ADJUSTING.....	E 9	16	CAP, SPEED ALARM CORD.....	E 6	16
BEARING, RADIAL BALL, 6204.....	D 6	30	BOLT, FLANGE, 6X35.....	C 14	9	BOLT, 6X7.....	E 16	17	CAP, TOOL BOX.....	H 12	1
BEARING, RADIAL BALL, 6228.....	D 3	15	BOLT, FLANGE, 6X35.....	E 9	25	BOOT.....	E 10	4	CAP, 22MM.....	C 1	3
BEARING, RADIAL BALL, 6302U.....	F 8	15	BOLT, FLANGE, 6X35.....	G 8	11	BOOT, HEADLIGHT BRACKET.....	F 2	13	CARBURETOR ASSY.....	D 9	1
BEARING, RADIAL BALL, 6322.....	D 2	13	BOLT, FLANGE, 6X35.....	C 13	15	BOX ASSY., SPEEDOMETER GEAR.....	E 1	13	CARRIER COMP., RR.....	H 6	7
BEARING, RADIAL BALL, 6903.....	C 9	24	BOLT, FLANGE, 6X35.....	F 6	11	BOX ASSY., TOOL.....	E 4	20	CASE, AIR CLEANER.....	G 2	8
BELT COMP., SEAT.....	F 12	8	BOLT, FLANGE, 6X35.....	C 5	20	BOX, GLOVE.....	F 4	7	CASE, DRIVE CHAIN.....	G 9	1
BLEEDER.....	F 3	18	BOLT, FLANGE, 6X35.....	D 1	27	BRACKET, HANDLE LEVER.....	H 12	4	CASE, FUSE.....	H 3	10
BODY COMP., FRAME.....	H 6	1	BOLT, FLANGE, 6X40.....	C 2	26	BRACKET, HANDLE LEVER.....	F 10	21	CASE, INNER.....	E 6	15
BODY, CALIPER.....	F 2	2	BOLT, FLANGE, 6X50.....	C 5	21	BRACKET, NUMBER PLATE.....	F 2	8	CASE, L. BOTTOM.....	E 16	10
BODY, COWL.....	H 10	10	BOLT, FLANGE, 6X55.....	D 1	28	BRACKET, RR. WINKER.....	E 8	13	CASE, R. BOTTOM.....	E 16	5
BODY, KEY.....	H 12	2	BOLT, FLANGE, 6X60.....	C 5	18		G 13	12	CASE, UNDER.....	E 6	14
BODY, RR. CUSHION.....	G 11	4		D 1	30		G 13	9			

PART NAME INDEX

(E)

Description	Address No.	Ref. No.	Description	Address No.	Ref. No.	Description	Address No.	Ref. No.	Description	Address No.	Ref. No.	
CASE, UPPER.....	E 6	18	COLLAR, 6X4.....	E 15	3	(D)			GEAR, BALANCER DRIVE.....	C 8	1	
CENTER COMP., CLUTCH.....	C 8	6	CORD A, CLAMPER.....	C 12	7	DAMPER, RR. CUSHION.....	G 11	13	GEAR, COUNTERSHAFT FIFTH.....	D 5	12	
CHAIN, DRIVE.....	G 9	2	CORD ASSY., TAILLIGHT.....	H 2	1	DIAPHRAGM.....	E 10	8	GEAR, COUNTERSHAFT FIRST.....	D 4	3	
CHAIN, WATER PUMP DRIVE.....	D 2	12	CORD COMP., L. FR. WINKER.....	G 16	11	DISK, CLUTCH FRICTION.....	C 8	10	GEAR, COUNTERSHAFT FOURTH.....	D 4	10	
CHECK UNIT, PILOT LAMP.....	H 4	15	CORD COMP., L. RR. WINKER.....	H 1	16	DISK, FR. BRAKE.....	F 5	10	GEAR, COUNTERSHAFT SECOND.....	D 4	5	
CIRCLIP.....	E 10	15	CORD COMP., R. FR. WINKER.....	G 15	6	DRIVE COMP., ATAC.....	C 6	1	GEAR, COUNTERSHAFT SIXTH.....	D 5	14	
	F 1	21	CORD COMP., R. RR. WINKER.....	G 16	14	DRUM COMP., GEARSHIFT.....	D 7	5	GEAR, COUNTERSHAFT THIRD.....	D 4	8	
CIRCLIP, EXTERNAL, 10MM.....	C 7	15	COUNTERSHAFT, TRANSMISSION.....	D 4	2	DUCT, AIR CLEANER IN.....	G 2	9	GEAR, MAINSHAFT FIFTH.....	D 5	11	
CIRCLIP, EXTERNAL, 12MM.....	D 8	14	COVER COMP., R. CRANKCASE.....	C 4	11	DUST SEAL, BRAKE CAM.....	F 6	9	GEAR, MAINSHAFT SECOND.....	D 4	4	
CIRCLIP, 22MM.....	D 5	23	COVER, AIR CLEANER CASE.....	G 2	6	DUST SEAL, STEERING HEAD.....	E 14	6	GEAR, MAINSHAFT SIXTH.....	D 5	13	
CIRCLIP, 27MM.....	E 16	14	COVER, ATAC VALVE.....	C 6	8	DUST SEAL, 20X32X5.....	F 5	13	GEAR, MAINSHAFT THIRD & FOURTH.....	D 4	7	
CIRCLIP, 58MM.....	F 8	12	COVER, HEADLIGHT.....	E 1	4				GEAR, PRIMARY DRIVE.....	C 9	17	
CLAMP.....	E 5	5		E 3	3				GEAR, SPEEDOMETER.....	F 4	8	
CLAMP, WATER HOSE.....	C 4	6	COVER, IGNITION.....	E 12	7	(E)			GEAR, STARTER IDLE.....	C 10	5	
	G 1	1	COVER, L. CRANKCASE.....	C 12	1	ELEMENT, AIR CLEANER.....	G 2	4	GEAR, TACHOMETER.....	C 15	4	
	H 8	12	COVER, L. FR. COWL.....	H 10	12	EMBLEM, CYLINDER HEAD.....	C 1	5	GENERATOR ASSY., FLYWHEEL TYPE.....	A.C.	C 12	4
CLAMPER, CORD.....	C 12	8	COVER, L. FR. SIDE.....	F 10	17	EMBLEM, FR. COWL.....	H 10	5	GENERATOR ASSY., PULSE.....	C 12	3	
CLIP B10, TUBE.....	F 11	27	COVER, L. HANDLE LEVER.....	E 9	14	EMBLEM, L. FUEL TANK.....	H 14	3	GRIP.....	H 12	7	
	G 1	14	COVER, L. RR. SIDE.....	F 14	8	EMBLEM, R. FUEL TANK.....	H 14	2	GRIP COMP., R.....	E 8	9	
	H 9	20	COVER, L. SIDE.....	F 14	7	EMBLEM, RR. FORK.....	G 9	10	GRIP, L. HANDLE.....	E 8	12	
CLIP B6.5, TUBE.....	C 16	23	COVER, MULTI-COUPLER.....	H 4	12	EMBLEM, RR. FORK.....	H 15	9	GRIP, L. SIDE.....	H 6	9	
CLIP B8, TUBE.....	H 9	19	COVER, R. FR. COWL.....	H 10	11	EMBLEM, RR. SIDE COVER.....	H 15	9	GRIP, R. HANDLE.....	E 8	11	
CLIP COMP., BRAKE HOSE.....	E 14	1	COVER, R. FR. SIDE.....	F 10	16	END, STEERING HANDLE.....	E 12	6	GRIP, R. SIDE.....	H 6	8	
CLIP, BREATHER TUBE.....	G 2	1	COVER, R. RR. SIDE.....	F 14	2				GROMMET.....	F 10	18	
CLIP, FR. BRAKE HOSE.....	E 15	1	COVER, R. SIDE.....	F 14	1	(F)			GROMMET, AIR CLEANER CASE.....	F 14	3	
CLIP, KICK STARTER ARM.....	G 4	3	COVER, RADIATOR.....	H 8	11	FENDER A, RR.....	G 13	5	GROMMET, IGNITION COVER.....	E 12	8	
CLIP, PISTON PIN, 16MM.....	D 2	5	COVER, RR.....	F 13	12	FENDER B, RR.....	G 13	6	GROMMET, OIL JOINT.....	C 15	9	
COCK ASSY., FUEL.....	F 9	5	COVER, RUBBER.....	E 1	8	FENDER COMP., FR.....	E 15	4	GROMMET, SIDE COVER.....	F 13	11	
COIL COMP., IGNITION.....	H 3	4		E 4	15	FENDER, FR.....	E 15	5	GROMMET, WIRE.....	E 15	2	
COLLAR, CONNECTING ROD PIVOT.....	G 11	11	COVER, SCREW.....	H 2	6	FENDER, RR.....	G 13	5	GUARD, R. UNDER COWL HEAT.....	H 10	9	
COLLAR, DRIVE GEAR.....	C 8	2	COVER, TERMINAL.....	E 3	11	FLYWHEEL COMP.....	C 12	5	GUIDE, DRIVE CHAIN.....	C 12	2	
COLLAR, FR. AXLE DISTANCE.....	F 4	3	COVER, THERMOSTAT.....	C 1	7	FORK ASSY., L. FR.....	E 16	9	GUIDE, VALVE.....	C 6	5	
COLLAR, FR. ENGINE HANGER.....	H 6	2	COVER, WATER PUMP.....	C 14	3	FORK ASSY., R. FR.....	E 16	1				
COLLAR, FR. FENDER.....	F 12	2	COWL COMP., FR.....	H 10	4	FORK ASSY., RR.....	G 9	5	(H)			
COLLAR, FR. WHEEL SIDE.....	F 4	2	COWL, SINGLE SEAT.....	F 12	9	FORK, CENTER GEARSHIFT.....	D 7	3	HANDLE, EYE WRENCH, 120MM.....	H 13	20	
COLLAR, FUEL TANK MOUNTING.....	F 11	24	COWL, UNDER.....	H 11	17	FORK, L. GEARSHIFT.....	D 7	2	HARNESS, WIRE.....	H 3	9	
COLLAR, HEADLIGHT SETTING.....	G 13	4	CRANKCASE COMP., L.....	C 15	3	FORK, R. GEARSHIFT.....	D 7	1	HEAD, CYLINDER.....	C 1	4	
COLLAR, KICK SPRING.....	C 10	10	CRANKCASE COMP., R.....	C 15	1	FUSE B.....	H 5	21	HEADLIGHT ASSY.....	E 1	3	
COLLAR, RADIATOR COVER.....	H 10	2	CRANKSHAFT COMP.....	D 2	2				HEADLIGHT UNIT.....	E 3	2	
COLLAR, REGULATOR RECTIFIER.....	H 3	8	CRANKSHAFT, L.....	D 2	9	(G)			HEADLIGHT UNIT.....	E 1	5	
COLLAR, RR. AXLE DISTANCE.....	F 7	4	CRANKSHAFT, R.....	D 2	8	GASKET A, REED VALVE.....	C 1	9	HOLDER ASSY., HELMET.....	H 6	6	
COLLAR, RR. FENDER.....	H 8	15	CUSHION ASSY., RR.....	G 11	1	GASKET B, REED VALVE.....	C 1	10	HOLDER, ELEMENT.....	G 2	3	
COLLAR, RR. FENDER MADGUARD.....	G 13	8	CUSHION, BATTERY.....	F 16	4	GASKET, CRANKCASE.....	C 15	2	HOLDER, HEADLIGHT SOCKET.....	E 1	6	
COLLAR, RR. FORK CENTER.....	G 9	7	CUSHION, C.D.I. UNIT.....	H 3	1	GASKET, CYLINDER.....	C 1	2	HOLDER, MASTER CYLINDER.....	E 3	10	
COLLAR, RR. WHEEL SIDE.....	F 7	3	CUSHION, FUEL TANK RR.....	F 9	10	GASKET, CYLINDER HEAD.....	C 1	6	HORN COMP.....	E 1	11	
COLLAR, SETTING.....	E 1	12	CUSHION, FUEL TANK SIDE.....	F 9	9	GASKET, EX. PIPE.....	G 3	2	HOSE A, WATER.....	E 4	18	
	E 4	19	CYLINDER ASSY., FR. MASTER.....	E 10	3	GASKET, R. CRANKCASE COVER.....	C 4	2				
	F 10	15	CYLINDER COMP.....	C 1	1	GEAR COMP., TACHOMETER DRIVE.....	C 15	5				
COLLAR, SIDE COVER.....	H 10	3	CYLINDER SET, MASTER.....	E 10	10	GEAR, ATAC DRIVE.....	C 8	3				
COLLAR, STAND RUBBER SETTING.....	G 8	7										
COLLAR, TAILLIGHT.....	G 1	2										
	G 13	1										
COLLAR, 4.5MM.....	G 15	7										
COLLAR, 6.5X11X3.....	G 6	4										



PART NAME INDEX

(E)

Description	Address No.	Ref. No.	Description	Address No.	Ref. No.	Description	Address No.	Ref. No.	Description	Address No.	Ref. No.
HOSE B, WATER.....	H8	4	MARK, ACCESSORIES & LOADING			NUT, U, 6MM.....	G9	13	PIN, SPLIT, 1.6X12.....	G5	18
HOSE COMP., FR. BRAKE.....	E10	2	CAUTION	F10	19	NUT, UNIT HOLDER.....	E3	9	PIN, SPLIT, 1.6X15.....	G7	18
(I)			MARK, BATTERY CAUTION.....	F16	6	(O)			PIN, SPLIT, 3.0X25.....	G8	10
IMPELLER, WATER PUMP.....	C14	1	MARK, DRIVE CAUTION.....	F10	20	O-RING.....	E16	15	PIN, SPLIT, 3.0X45.....	H12	13
INDICATOR, RR. BRAKE.....	F6	6	MARK, FUEL COCK.....	H14	1	O-RING, WATER PUMP.....	C14	4	PIN, SPRING, 2X14.....	H12	14
INSULATOR, CARBURETOR.....	C2	12	MARK, OIL LEVEL.....	G1	12	O-RING, 16MM.....	C5	14	PINION, KICK STARTER.....	C10	1
(J)			MARK, TIRE CAUTION.....	G9	11	O-RING, 2021.....	E16	16	PIPE.....	E16	8
JOINT B, BRAKE ARM.....	G5	19	METER ASSY., COMBINATION.....	E5	3	O-RING, 6.8X1.9.....	E6	26	PIPE COMP., L. HANDLE.....	E12	10
JOINT, OIL STRAINER.....	G1	8	METER ASSY., TEMPERATURE.....	E6	13	O-RING, 9.8X1.9.....	C5	15	PIPE COMP., R. HANDLE.....	E12	5
JOINT, OIL TUBE.....	G1	5	MIRROR ASSY., L. BACK.....	E9	18	O-RING, 16MM.....	C16	19	PIPE, FR. FORK.....	E16	3
JOINT, RR. CUSHION BOTTOM.....	G11	3	MIRROR ASSY., R. BACK.....	E9	17	O-RING, 2021.....	E16	16	PIPE, THROTTLE GRIP.....	E8	10
JOINT, TUBE.....	H8	6	MUFFLER COMP.....	G3	3	O-RING, 6.8X1.9.....	E6	26	PISTON.....	F2	5
(K)			MUFFLER COMP.....	G3	3	O-RING, 9.8X1.9.....	C5	15	PISTON A.....	D2	3
KEY SET.....	E12	1	MULTI-COUPLER, 10X3.....	H4	11	OIL SEAL.....	E16	11	PISTON B.....	D2	3
KEY, BLANK.....	E12	4	(N)			OIL SEAL, 12X18X10.....	C6	13	PISTON C.....	D2	3
KEY, WOODRUFF, 25X18.....	D3	17	NUT B, BRAKE ROD ADJUSTING.....	G5	20	OIL SEAL, 12X22X7.....	C16	18	PLATE B, FIXING.....	D6	29
KNOB, TRIP METER.....	E5	6	NUT B, PUSH, 3MM.....	H11	21	OIL SEAL, 16X26X6.....	C5	13	PLATE COMP., BEARING HOLD.....	D7	8
(L)			NUT, BATTERY TERMINAL.....	F16	8	OIL SEAL, 16X28X7.....	C5	12	PLATE, BACK.....	F2	3
LABEL, AIR CLEANER CAUTION.....	F15	9	NUT, BEAM ADJUSTING.....	E3	6	OIL SEAL, 20X34X7.....	D6	27	PLATE, CLUTCH.....	C8	11
LABEL, HELMET HOLDER.....	H7	11	NUT, CAP, 8MM.....	G3	7	OIL SEAL, 24X36X8.....	C16	16	PLATE, CLUTCH LIFTER.....	C8	13
LATCH, R. SIDE COVER.....	F14	5	NUT, CLIP, 4MM.....	H11	16	OIL SEAL, 28X42X7.....	F8	13	PLATE, CLUTCH PRESSURE.....	C8	12
LATCH, RR. SIDE COVER.....	F14	6	NUT, FIXING.....	E9	20	OIL SEAL, 32X44X8.....	C16	17	PLATE, DIAPHRAGM.....	E10	9
LATCH, SIDE COVER.....	F14	4	NUT, FLANGE, 10MM.....	H7	15	OIL SEAL, 6.5X14.5X7.....	C16	15	PLATE, FR.....	F2	4
LENS COMP., TAILLIGHT.....	H2	3	NUT, FLANGE, 12MM.....	F5	12	OIL SEAL, 6X11X4.....	C6	14	PLATE, GEARSHIFT CAM.....	D7	7
LENS, FR. WINKER.....	G15	3	NUT, FLANGE, 14MM.....	H1	21	OUTER COMP., CLUTCH.....	C8	5	PLATE, HANGER PIN.....	F2	16
LENS, RR. WINKER.....	G16	13	NUT, FLANGE, 14MM.....	F8	10	(P)			PLATE, KICK STARTER.....	C10	4
LENS, WINKER.....	G16	13	NUT, FLANGE, 14MM.....	G10	14	PACKING, FUEL RESERVE SENSOR.....	F10	14	PLATE, KILL SWITCH SETTING.....	E8	6
LEVER ASSY., FUEL COCK.....	F9	6	NUT, FLANGE, 5MM.....	G14	17	PACKING, OIL CUP.....	G1	7	PLATE, MAIN STEP LOWER.....	G6	5
LEVER COMP., CLUTCH.....	C4	8	NUT, FLANGE, 6MM.....	E7	29	PACKING, TAILLIGHT LENS.....	H2	5	PLATE, MAIN STEP SIDE.....	G6	3
LEVER, CHOKE.....	E8	3	NUT, FLANGE, 6MM.....	E7	29	PAD COMP., FR. BRAKE.....	F2	4	PLATE, PILLION STEP SIDE.....	G7	13
LEVER, L. STEERING HANDLE.....	E9	15	NUT, FLANGE, 8MM.....	F13	15	PANEL COMP., FR. BRAKE.....	F6	2	PLATE, POSITIVE STOPPER.....	D7	6
LEVER, R. STEERING HANDLE.....	E10	11	NUT, FLANGE, 8MM.....	G14	18	PANEL COMP., RR. BRAKE.....	F6	2	PLATE, REGISTERED NUMBER.....	H6	10
LID, GLOVE BOX.....	F10	22	NUT, FLANGE, 8MM.....	H2	11	PEDAL COMP., RR. BRAKE.....	G4	10	PLATE, RR.....	F6	4
(M)			NUT, FLANGE, 8MM.....	G14	18	PEDAL, GEAR CHANGE.....	G4	1	PLATE, WINKER SWITCH SETTING.....	E8	8
MADGUARD COMP., RR. FENDER.....	G13	10	NUT, FLANGE, 8MM.....	F3	22	PEDAL, LOCK.....	G4	10	PLATE, WINKER TOUCH.....	G15	5
MADGUARD, RR. FENDER.....	G13	7	NUT, FLANGE, 8MM.....	G12	20	PEDAL, GEAR CHANGE.....	G4	1	PLIERS, 135.....	H13	18
MAINSHAFT, TRANSMISSION.....	D4	1	NUT, FLANGE, 8MM.....	C2	22	PIECE, OIL LOCK.....	E16	7	PLUG, CHAIN CASE.....	E6	20
MARK A, OIL CAUTION.....	G1	11	NUT, FLANGE, 8MM.....	F3	22	PIN A, BOLT.....	F2	10	PLUG, FR. FORK.....	F1	20
			NUT, FLANGE, 8MM.....	G12	12	PIN B, BRAKE ROD JOINT.....	G5	21	PLUG, FRAME SIDE.....	H7	16
			NUT, LOCK, 12MM.....	C12	12	PIN, BOLT.....	F2	11	PLUG, SPARK.....	C3	27
			NUT, LOCK, 14MM.....	C9	19	PIN, CRANK.....	D2	10	PROTECTOR.....	E10	5
			NUT, LOCK, 16MM.....	C9	18	PIN, DOWEL.....	C14	7	PULSER COMP.....	C12	3
			NUT, LOCK, 16MM.....	C9	18	PIN, DOWEL, 10X16.....	C16	21	PUMP ASSY., OIL.....	C15	6
			NUT, SPECIAL.....	F10	23	PIN, DOWEL, 8X14.....	C5	16	(R)		
			NUT, SPEED.....	G13	13	PIN, DOWEL, 8X20.5.....	C15	14	RACE, STEERING BALL.....	E14	2
			NUT, STEERING STEM.....	E13	16	PIN, FR. COWL SETTING.....	H10	6	RACE, STEERING BOTTOM CONE.....	E14	5
			NUT, TAPPET ADJUSTING.....	C6	10	PIN, HANGER.....	F2	15	RACE, STEERING TOP CONE.....	E14	4
			NUT, U, 10MM.....	F8	9	PIN, LOCK, 8MM.....	H11	23	RADIATOR ASSY.....	H8	9
				G8	9	PIN, MAIN STEP BAR JOINT.....	G6	1	RATCHET, KICK STARTER DRIVE.....	C10	2
				G12	19	PIN, PILLION STEP.....	G7	14	RECEIVER, CLUTCH CABLE.....	C4	10
						PIN, PISTON.....	D2	4	RECEIVER, OIL PUMP CABLE.....	C1	11
						PIN, SCREEN SETTING.....	H10	8			
						PIN, SHIFT RETURN SPRING.....	D8	13			

PART NAME INDEX

(E)

Description	Address No.	Ref. No.	Description	Address No.	Ref. No.	Description	Address No.	Ref. No.	Description	Address No.	Ref. No.	
RECTIFIER ASSY., REGULATOR.....	H3	6	SCREW-WASHER, 5X20.....	E9	21	SILENCER COMP.	G3	4	STOPPER, KEY BODY.....	H12	3	
REFLECTOR.....	E6	19	SCREW-WASHER, 5X25.....	G2	13	SLIDER, CHAIN.....	G9	9	STOPPER, SPRING UPPER.....	G11	6	
	G15	4	SCREW-WASHER, 5X28.....	E9	22	SOCKET ASSY., POSITION LIGHT.....	E3	12	STRAINER COMP., FUEL.....	F9	3	
REFLECTOR, REFLEX.....	G13	2	SCREW-WASHER, 5X45.....	E9	23	SOCKET COMP.....	E6	17	STRIPE A, L. RR. SIDE COVER.....	H16	13	
	G15	4	SCREW-WASHER, 6X12.....	G2	14	SPANNER, 10X12.....	H12	16	STRIPE A, R. RR. SIDE COVER.....	H15	10	
RELAY COMP., WINKER.....	H4	16		H7	17	SPANNER, 14X17.....	H12	17	STRIPE B, L. RR. SIDE COVER.....	H16	14	
RESET, SHAFT TRIP.....	E5	7	SCREW, BAND SETTING.....	F13	14	SPEEDOMETER COMP.....	E5	4	STRIPE B, R. RR. SIDE COVER.....	H15	11	
RETAINER.....	F2	9	SCREW, FAIRING SETTING.....	F13	13	SPINDLE COMP., ATAC.....	C6	2	STRIPE, L. FUEL TANK.....	H14	5	
RING.....	E16	12	SCREW, FLANGE, 4X8.....	E6	23	SPINDLE COMP., GEARSHIFT.....	D7	10	STRIPE, L. SIDE COVER.....	H16	12	
RING SET, PISTON.....	D2	1	SCREW, FLAT, 4X12.....	E10	16	SPINDLE, KICK STARTER.....	C10	7	STRIPE, L. UNDER COWL.....	H15	7	
RING, ATAC VALVE SETTING.....	C6	7	SCREW, FLAT, 5X8.....	F11	26	SPRING, ATAC ARM SETTING.....	C6	3	STRIPE, R. FUEL TANK.....	H14	4	
RING, MOUNTING.....	E3	13	SCREW, HEADLIGHT BEAM.....			SPRING, BRAKE PEDAL.....	G4	11	STRIPE, R. SIDE COVER.....	H15	8	
RING, SNAP.....	F1	23				SPRING, BRAKE ROD.....	G4	9	STRIPE, R. UNDER COWL.....	H14	6	
ROD ASSY., CUSHION CONNECTING.....	G11	9	ADJUSTING.....	E3	4	SPRING, BRAKE SHOE.....	F6	7	SUB CORD, HEADLIGHT.....	E1	2	
ROD COMP., RR. BRAKE.....	G4	8	SCREW, OVAL, 5X20.....	E5	15	SPRING, CLUTCH.....	C8	14	SUB HARNESS A.....	F10	12	
ROD, CLUTCH LIFTER.....	C9	16	SCREW, PAN, 2X6.....	E6	24	SPRING, CLUTCH LEVER.....	C4	9	SUSPENSION, FUEL CUT RELAY.....	H4	14	
ROD, CONNECTING.....	D2	6	SCREW, PAN, 4X10.....	H11	22	SPRING, FR. CUSHION.....	E16	2	SUSPENSION, IGNITION COIL.....	H3	3	
ROLLER, 3X11.8.....	D8	16	SCREW, PAN, 5X10.....	E4	23	SPRING, GEARSHIFT RESET.....	D8	11	SUSPENSION, STRAINER.....	F9	4	
ROLLER, 4X13.8.....	D8	17	SCREW, PAN, 5X12.....	G14	16	SPRING, GEARSHIFT RETURN.....	D8	12	SUSPENSION, WINKER RELAY.....	H4	17	
ROLLER, 4X19.8.....	C7	17	SCREW, PAN, 5X25.....	G2	12	SPRING, HEADLIGHT BEAM.....			SWITCH ASSY., COMBINATION & LOCK.....	E12	2	
RUBBER A, STAND STOPPER.....	G3	11	SCREW, PAN, 6X10.....	F16	9				SWITCH ASSY., FR. STOP.....	E10	1	
RUBBER B, SEAT SETTING.....	F12	6		G10	17	ADJUSTING.....	E3	5	SWITCH ASSY., LIGHTING KILL.....	E8	5	
RUBBER, AIR CLEANER CASE.....			SCREW, SIDE STAND PIVOT.....	G8	8	SPRING, JUDDER.....	C8	15	SWITCH ASSY., NEUTRAL.....	C12	9	
	MOUNTING	E1	SCREW, TAPPING.....	G2	15	SPRING, KICK RETURN.....	C10	9	SWITCH ASSY., OIL LEVEL.....	G1	3	
RUBBER, AIR CLEANER CASE.....			SCREW, TAPPING, 3X30.....	H1	18	SPRING, KICK STARTER STOPPER.....	G4	5	SWITCH ASSY., RR. STOP.....	G4	6	
	MOUNTING	E3	SCREW, TAPPING, 4X16.....	H1	19	SPRING, MAIN STAND.....	G8	4	SWITCH ASSY., WINKER.....	E8	7	
RUBBER, AIR CLEANER CASE.....			SCREW, TAPPING, 4X30.....	E7	27	SPRING, PAD.....	F2	6				
	MOUNTING	F9	SCREW, TAPPING, 4X35.....	E7	28	SPRING, PLATE.....	E1	7				
RUBBER, AIR CLEANER CASE.....				H2	10	SPRING, RATCHET.....	C10	3				
	MOUNTING	F12	SCREW, TAPPING, 6X12.....	G10	18	SPRING, REBOUND.....	E16	4				
RUBBER, AIR CLEANER CASE.....			SEAL, AIR CLEANER CASE.....	G2	5	SPRING, RR. CUSHION.....	G11	2				
	MOUNTING	H10	SEAL, CUSHION ARM PIVOT.....	G12	21	SPRING, SHIFT DRUM STOPPER.....	D7	9				
RUBBER, BATTERY BOX.....	F16	5	SEAL, DUST.....	E16	6	SPRING, SIDE STAND.....	G8	5	TACHOMETER COMP.....	E5	9	
RUBBER, FR. FENDER MOUNTING.....	H2	8		F2	7	SPRING, STOP SWITCH.....	G4	7	TAILLIGHT UNIT.....	H2	2	
RUBBER, GEAR CHANGE PEDAL.....	G4	2	SEAL, MECHANICAL.....	C14	2	SPROCKET COMP., FINAL DRIVEN.....	F7	1	TANK ASSY., FUEL.....	F9	8	
RUBBER, JOINT.....	E3	14	SEAL, PISTON.....	F2	14	SPROCKET, DRIVE.....	D5	15	TANK, OIL.....	G1	4	
RUBBER, MAIN STEP.....	G6	9	SEAL, SPEEDOMETER GEAR BOX.....	F5	15	SPROCKET, WATER PUMP DRIVEN.....	C4	5	TANK, RESERVE.....	H8	7	
RUBBER, MUFFLER SETTING.....	G3	9	SEAT ASSY., DOUBLE.....	F12	3	STAND COMP., MAIN.....	G8	1	THERMOSTAT ASSY.....	C2	14	
RUBBER, OIL TANK MOUNTING.....	G1	9	SEAT COMP., BACK.....	F12	10	STATOR COMP.....	C12	6	THREAD COMP., STEERING HEAD.....			
RUBBER, PILLION STEP.....	G6	10	SEAT, JUDDER SPRING.....	C8	7	STAY A, L. LOWER RADIATOR.....	H8	14		TOP	E14	8
RUBBER, RADIATOR MOUNTING.....	H8	2	SEAT, JUDDER SPRING.....	C8	7	STAY A, R. LOWER RADIATOR.....	H8	13	TIRE, FR.....	F4	5	
RUBBER, REGULATOR RECTIFIER.....	H3	7	SEAT, RATCHET SPRING.....	C10	8	STAY, COWL.....	H10	13	TIRE, RR.....	F7	6	
RUBBER, SEAT CUSHION.....	F12	7	SENDING UNIT, WATER.....			STAY, FR. FENDER.....	E15	6	TOOL SET.....	H12	5	
RUBBER, SPEEDOMETER MOUNTING.....	E5	8				STAY, FR. WINKER.....	G15	8	TRAY ASSY., BATTERY.....	F16	3	
RUBBER, STAND.....	G8	6	TEMPERATURE.....	C2	15	STAY, HEADLIGHT.....	E4	21	TUBE A, FUEL.....	F9	1	
RUBBER, UNDER COWL MOUNTING.....	H11	18	SENSOR, FUEL RESERVE.....	F10	13	STAY, IGNITION COVER.....	E12	9	TUBE B, FUEL.....	F9	2	
			SET RING.....	C15	13	STAY, L. COWL SUB.....	H11	15	TUBE, AIR CLEANER CONNECTING.....	G2	7	
			SET RING, 20MM.....	D5	24	STAY, L. SEAT.....	F12	5	TUBE, BATTERY BREATHER.....	F16	2	
			SHAFT COMP., BALANCER.....	D2	11	STAY, L. SIDE COVER.....	H6	5	TUBE, BRAKE PEDAL SPRING.....	G4	12	
			SHAFT COMP., OIL PUMP DRIVE.....	C15	7	STAY, R. COWL SUB.....	H11	14	TUBE, DRAIN.....	G2	10	
			SHAFT COMP., OIL PUMP DRIVEN.....	C15	8	STAY, R. SEAT.....	F12	4	TUBE, FUEL, 3X170.....	C16	22	
			SHAFT COMP., RR. BRAKE PIVOT.....	G4	13	STAY, RR. ENGINE HANGER.....	H6	3	TUBE, FUEL, 5.3X230.....	G1	13	
			SHAFT COMP., WATER PUMP.....			STAY, WINKER.....	G16	9	TUBE, LEVEL.....	H8	5	
			BEARING.....	C4	4	STEM COMP., STEERING.....	E14	3	TUBE, TIRE.....	F4	6	
			SHAFT, GEARSHIFT FORK.....	D7	4					F7	7	
			SHAFT, MAIN STAND PIVOT.....	G8	2							
			SHAFT, SCREW DRIVER.....	H12	6							

(S)

(T)



PART NAME INDEX

(E)

Description	Address No.	Ref. No.	Description	Address No.	Ref. No.	Description	Address No.	Ref. No.	Description	Address No.	Ref. No.
TUBE, 3.5X340	D9	2	WASHER, SPLINE, 20MM	D5	19						
TUBE, 4.5X490	H9	21	WASHER, SPLINE, 22MM	D5	20						
TUBE, 5X320	C16	24	WASHER, SPRING STOPPER	G11	5						
TUBE, 7.3X420	H9	22	WASHER, SPRING, 5MM	H5	20						
			WASHER, STEERING HEAD								
(U)			DUSTSEAL	E14	7						
			WASHER, STEERING STEM	E13	17						
UNIT COMP., C.D.I.	H3	2	WASHER, THRUST, 12.5MM	C10	13						
			WASHER, THRUST, 16MM	C10	12						
(V)			WASHER, THRUST, 20MM	D5	16						
VALVE	E16	13	WASHER, THRUST, 20MM	D5	18						
VALVE COMP., REED	C1	8	WASHER, THRUST, 6.7MM	C15	11						
VALVE, ATAC	C6	6	WASHER, THRUST, 8MM	C6	11						
(W)			WASHER, TONGUED	F3	21						
WASHER	E16	18	WASHER, 13X20	G5	15						
WASHER A, HANDLE HOLDER			WASHER, 14MM	C9	20						
SETTING	G3	8	WASHER, 16MM	C9	21						
WASHER A, 6MM	C2	20	WASHER, 17MM	C9	22						
	C4	11	WASHER, 6X20	D5	17						
	C14	6	WASHER, 6X9	H12	10						
WASHER B, CHAIN CASE SETTING	G14	15	WASHER, 8MM	C15	12						
WASHER, BEAM ADJUSTING	E3	7	WHEEL COMP., FR.	F4	4						
WASHER, BRAKE ROD	G5	14	WHEEL COMP., RR.	F7	5						
WASHER, CHAIN CASE SETTING	F11	25	WINKER ASSY., L. FR.	G16	10						
	G2	11	WINKER ASSY., L. RR.	H1	15						
	G10	15	WINKER ASSY., R. FR.	G15	1						
	G13	14	WINKER ASSY., R. RR.	G16	12						
WASHER, DUST SEAL	H9	17	WRENCH, BOX, P21	H12	8						
WASHER, FR. FENDER SETTING	F1	22	WRENCH, EYE, 19MM	H13	21						
WASHER, LOCK	D5	21	WRENCH, EYE, 22MM	H13	22						
WASHER, NEUTRAL SWITCH	C13	14	WRENCH, HEX., 6MM	H12	9						
WASHER, OIL BOLT	E10	14									
WASHER, PLAIN, 12MM	C13	13									
WASHER, PLAIN, 3MM	H12	12									
WASHER, PLAIN, 5MM	G14	19									
	H5	19									
WASHER, PLAIN, 6MM	G7	16									
WASHER, PLAIN, 8MM	G7	17									
WASHER, RR. AXLE	F8	11									
WASHER, RR. BRAKE PANEL	F6	3									
WASHER, RR. CUSHION	G11	14									
WASHER, SEALING, 22.2MM	C2	19									
	C6	12									
WASHER, SEAT MOUNTING	H2	9									
WASHER, SIDE PLATE	D2	7									
WASHER, SPECIAL, 6MM	E6	25									
WASHER, SPEEDOMETER GEAR	F5	9									